

# **SINGER**

**552B102,B102,B104,B105**

# Parts List

**SINGER**  
INDUSTRIAL PRODUCTS

## General

This Manual illustrates the assembly sequence, the part numbers and part names for the Singer 552 Two Thread Chainstitch Machine. The following varieties are covered:

552B102	552B106	552B203
552B103	552B107	552B301
552B104	552B201	552B302
552B105	552B202	552B303

## General Arrangement

The Manual includes a Graphic Table of Contents to locate a particular portion or functional group within the machine. It also includes basic parts lists shown as figures to locate specific parts, functionally related and attaching parts, and specific nomenclature.

## Graphic Table of Contents

This section, appearing on the following few pages, has been arranged to expedite the locating of the figure and parts list when the general location of a part is known. Quick reference is provided for each figure in the manual by a thumbnail outline drawing showing the parts of that figure in their assembled relationship in heavy silhouette. The figure number and caption are adjacent to these outline drawings.

Since some varieties may appear quite similar in the thumbnail reference, it may be necessary to check for any additional similar views.

## Parts List and Figure

All individual parts lists and figures have been prepared as facing pages. The figure includes an outline drawing as previously shown in The Graphic Table of Contents. Below the outline drawing, functional groups of parts are exploded in juxtaposition. Detail parts are linked by leader lines to call out number and part number.

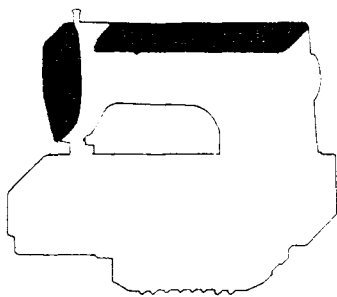
The call-out number references the item to the parts list where part number, description and quantity used are tabulated. An indention method is used within the part number column. This method establishes the relationship of detail parts to sub-assembly or sub-assemblies with detail parts to assemblies.

All numbers indented below an assembly number are part of that assembly.


The illustrations were developed by depicting the 552B301 model.

A Class and Variety section is enclosed to assist in identification of fittings and attachments for specific varieties and operations. As Application and Fittings Guide for individual varieties become available they will be distributed. Numerical and alphabetical listings are being developed for each of the groups and varieties which will be issued as addendas.

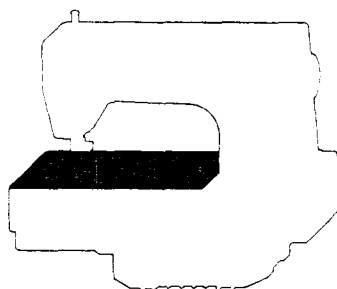
# 552



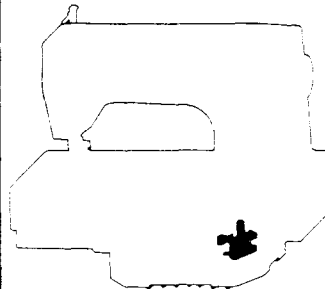
**Figure 1**  
Face Plate and Arm Top  
Cover Assemblies



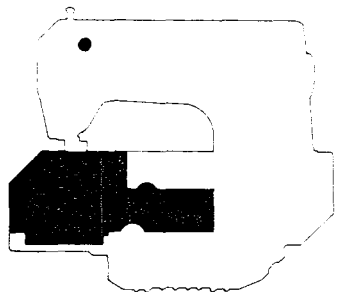
**Figure 6**  
Oil Reservoir Assembly



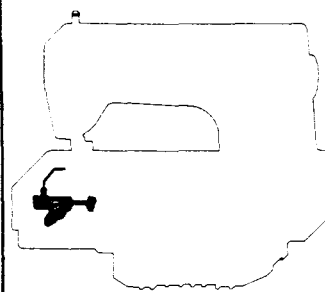
**Figure 2**  
Cloth Plate, Bed Cover and  
Throat Plate Support  
Assemblies



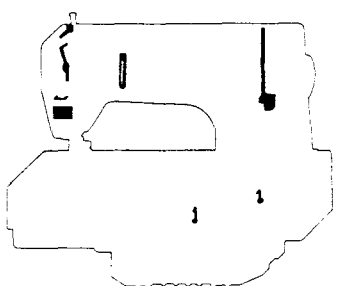
**Figure 7**  
Oil Pump Assembly



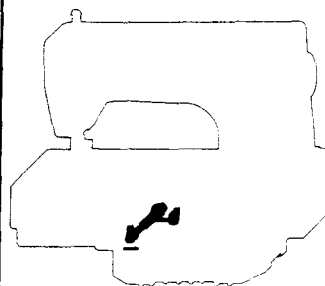
**Figure 3**  
Bed Cover (Front) and  
(Back) and Looper Driving  
Lever Rock Shaft Cover  
Assemblies



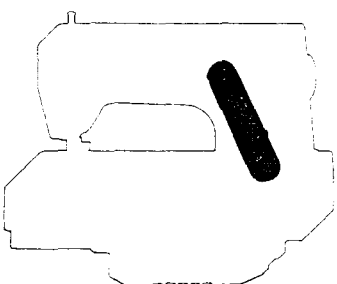
**Figure 8**  
Looper Rocker Shaft and  
Needle Guard (Front)  
Assemblies



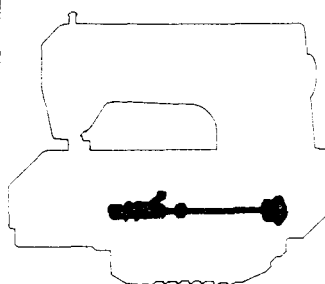
**Figure 4**  
Thread (Looper) Thread  
Tube and Thread Guides



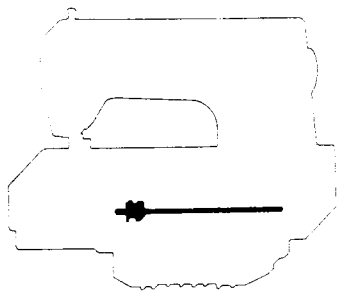
**Figure 9**  
Looper Driving Lever  
Rock Shaft Assembly




**Figure 5**  
Tension (Looper) Thread  
Tension and Tension  
Release Assemblies



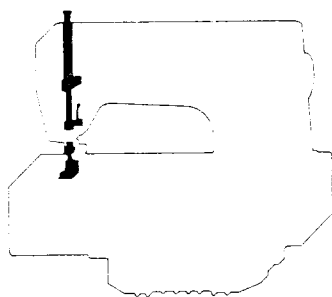
**Figure 10**  
Bed Shaft (Right) Assembly



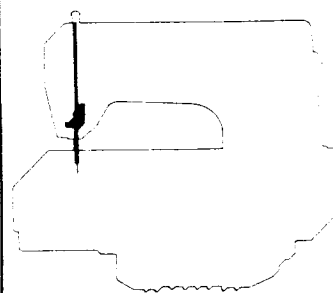
**Figure 11**  
**Bed Shaft (Right) Assembly**



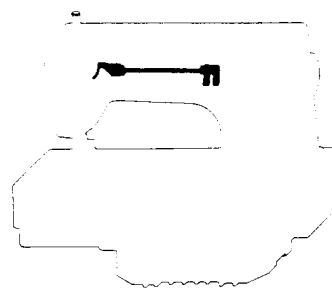
**Figure 16**  
**Presser Bar Lifting and  
Tension Releasing  
Assemblies**



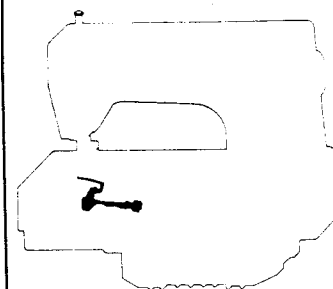
**Figure 12**  
**Presser Bar and Presser  
Foot (Spring Hinged)  
'Floating' Assemblies**



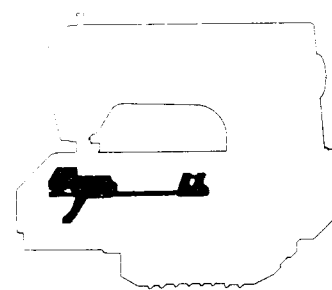
**Figure 17**  
**Needle Bar and Connecting  
Link Assemblies**



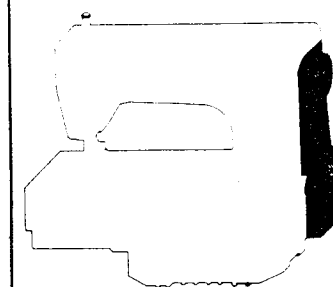
**Figure 13**  
**Needle Thread Take-up  
Oscillating Shaft Assembly**



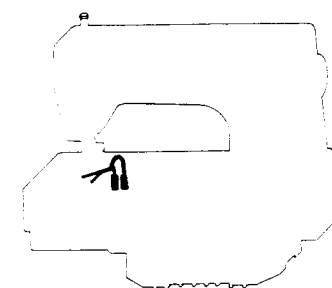
**Figure 18**  
**Looper, Looper Holder and  
Looper Pitman Rod  
Assemblies**



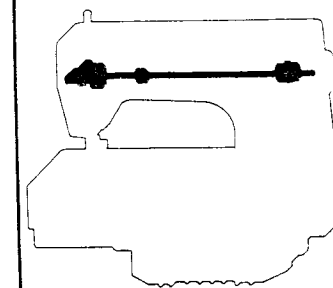
**Figure 14**  
**Feed Rocker Shaft, Feed  
Bar and Needle Guard  
(Back) Assemblies**



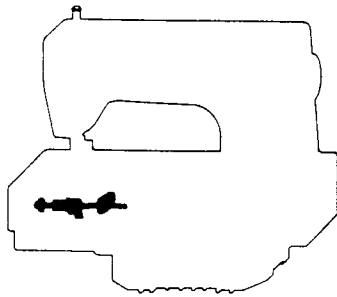
**Figure 19**  
**Arm and Bed Shaft  
Sprocket Wheels, Driving  
Belt, Belt Guard and Belt  
Cover Assemblies**



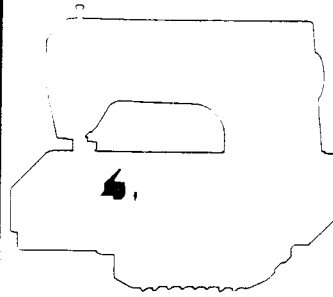
**Figure 15**  
**Oil Tube Adapters and  
Oil Wicks**



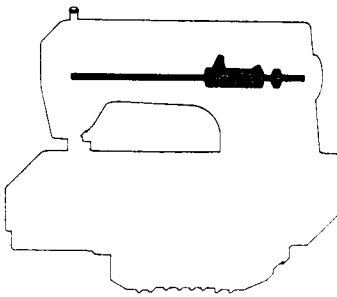
**Figure 20**  
**Arm Shaft and Needle  
Connecting Link  
Assemblies**



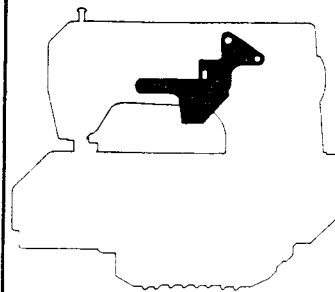
**Figure 21**  
**Bed Shaft (Left) Assembly**



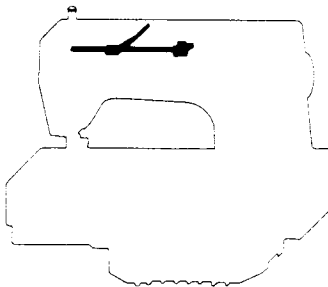
**Figure 24**  
**Looper Thread Take-up  
Stripper Plate Assembly**



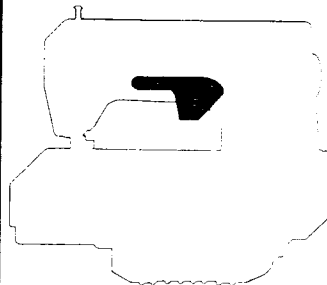
**Figure 22**  
**Needle Thread Take-up  
and Thread (Needle)  
Thread Control Pull-off  
Driving Eccentric  
Assemblies**




**Figure 25**  
**Thread (Needle) Thread  
Control Device (Front)**



**Figure 23**  
**Thread (Needle) Thread  
Control Thread-pull-off  
Oscillating Shaft Assembly**

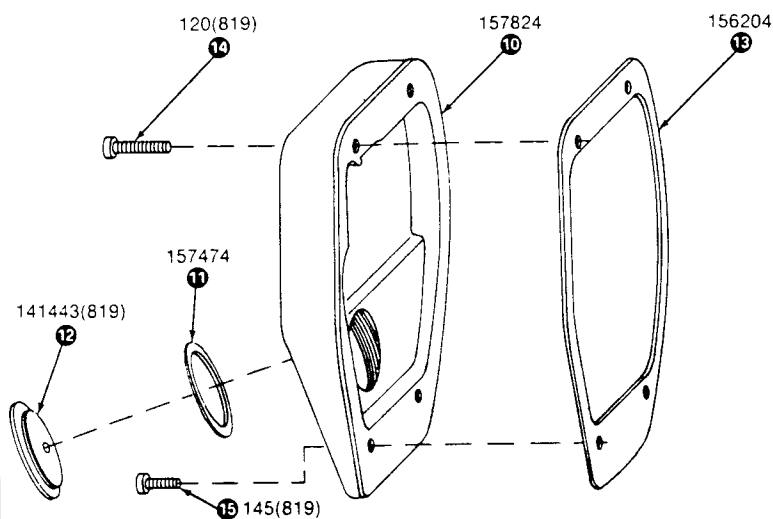
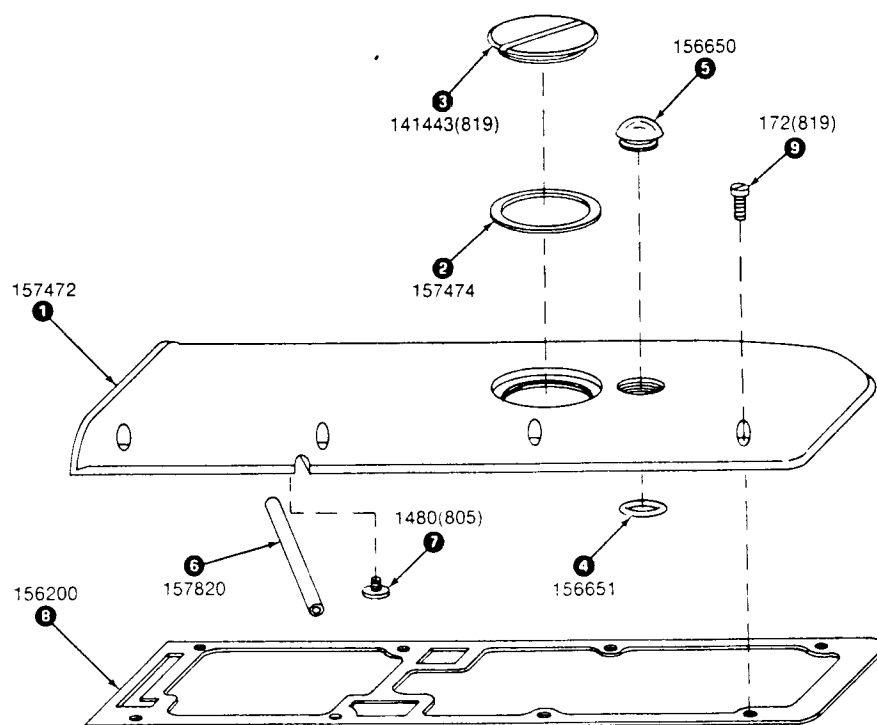
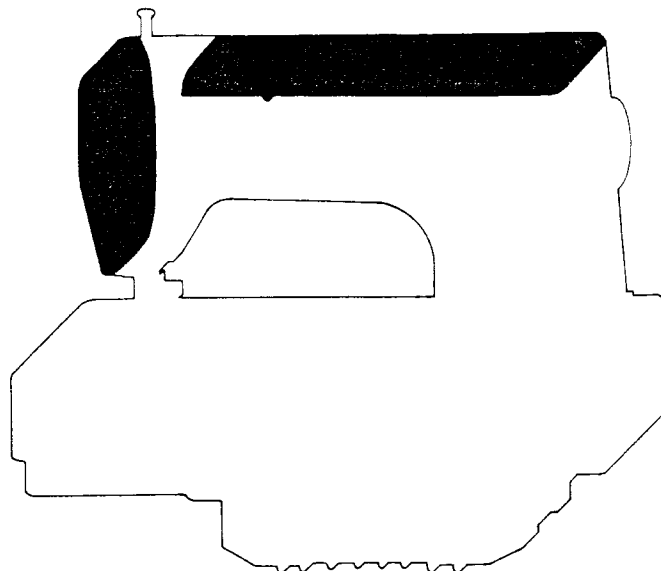


**Figure 26**  
**Thread (Needle) Thread  
Control Device (Back)**



Ref. No.	Part No. For Ordering	Description	Amt. Req.
	157819	Arm Top Cover with 1480(805), 141443(819), 156650, 156651, 157474 and 157820	1
1	157472	Arm Top Cover	1
2	157474	Arm Top Cover Plug Screw Gasket	1
3	141443(819)	Arm Top Cover Plug Screw	1
4	156651	Arm Top Cover Oil Sight Dome "O" Ring	1
5	156650	Arm Top Cover Oil Sight Dome	1
6	157820	Arm Top Cover Thread Tube (Needle Thread)	1
7	1480(805)	Arm Top Cover Thread Tube (Needle Thread) Locking Screw	1
8	156200	Arm Top Cover Gasket	1
9	172(819)	Arm Top Cover Screw	8
10	157824	Face Plate with 141443(819), and 157474	1
11	157474	Face Plate Plug Screw Gasket	1
12	141443(819)	Face Plate Plug Screw	1
13	156204	Face Plate Gasket	1
14	120(819)	Face Plate Screw (Upper)	2
15	145(819)	Face Plate Screw (Lower)	2

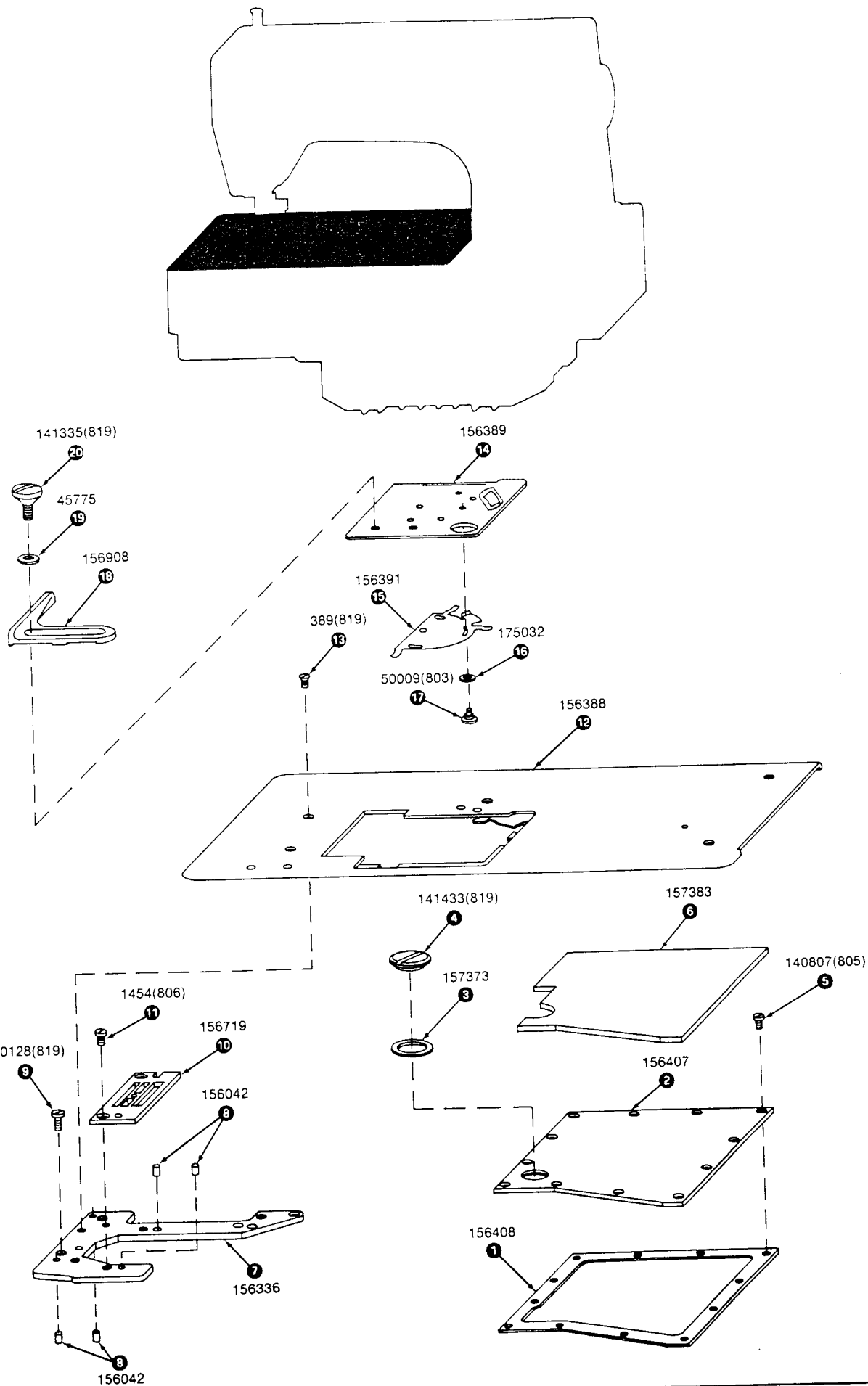
**Figure 1**  
**Face Plate and Arm Top**  
**Cover Assemblies**





Ref. No.	Part No. For Ordering	Description	Amt. Req.
1	156408	Bed Cover (Top) Gasket	1
	156791	Bed Cover (Top) 156407 with 141433(819) and 157373	1
2	156407	Bed Cover (Top)	1
3	157373	Bed Cover (Top) Plug Screw Gasket	1
4	141433(819)	Bed Cover (Top) Plug Screw for access to Looper Avoid Mechanism	1
5	140807(805)	Bed Cover (Top) Screw	12
6	157383	Bed Cover (Top) Damping Pad	1
7	156336	Throat Plate Support with two 156042	1
8	156042	Throat Plate Support Pin and Throat Plate Locating Pin	4
9	50128(819)	Throat Plate Support Screw	3
10	156719	Throat Plate	1
11	1454(806)	Throat Plate Screw	2
12	156388	Cloth Plate	1
13	389(819)	Cloth Plate Screw	5
	156390	Cloth Plate Cover Plate 156389 with 156391 and three each 50009(803) and 175032	1
14	156389	Cloth Plate Cover Plate	1
15	156391	Cloth Plate Cover Plate Spring	1
16	175032	Cloth Plate Cover Plate Spring Screw Washer	3
17	50009(803)	Cloth Plate Cover Plate Spring Screw	3
18	156908	Edge Guide	1
19	45775	Edge Guide Thumb Screw Washer	2
20	141335(819)	Edge Guide Thumb Screw	2

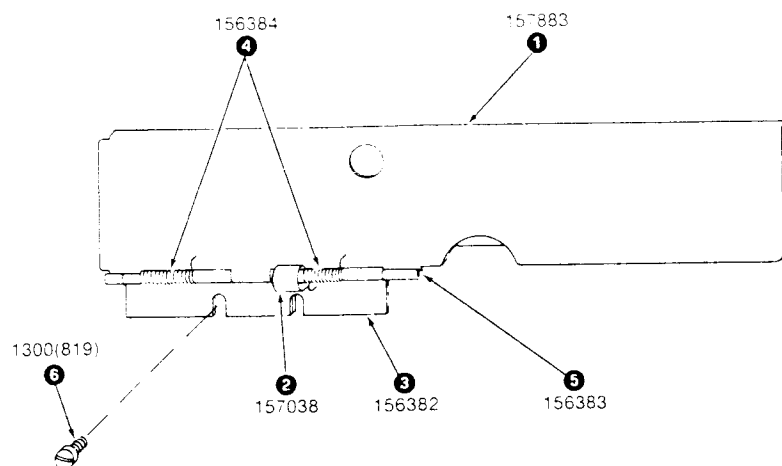
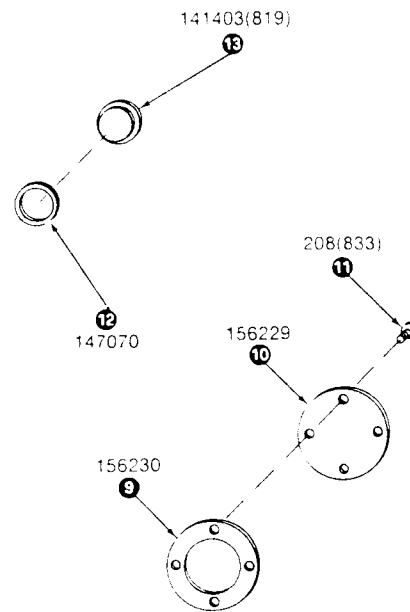
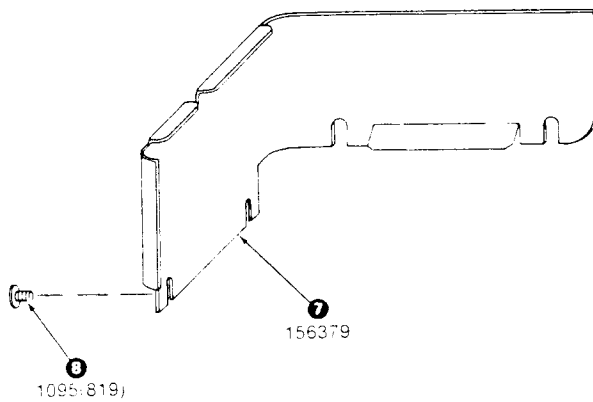
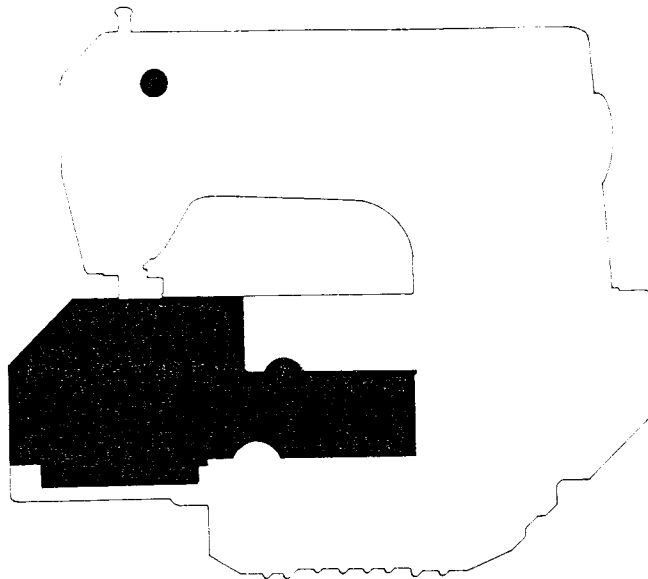
**Figure 2**  
**Cloth Plate, Bed Cover and**  
**Throat Plate Support**  
**Assemblies**



082

Ref. No.	Part No. For Ordering	Description	Amt. Req.
	157885	Bed Cover (Front) Complete, Nos. 156382, 156383, 157038, 157883 and two 156384	1
1	157883	Bed Cover (Front)	1
2	157038	Bed Cover (Front) Catch	1
3	156382	Bed Cover (Front) Hinge	1
4	156384	Bed Cover (Front) Hinge Spring (Left and Right)	2
5	156383	Bed Cover (Front) Hinge Pin	1
6	1300(819)	Bed Cover (Front) Screw	2
7	156379	Bed Cover (Back and Left)	1
8	1095(819)	Bed Cover (Back and Left) Screw	4
9	156230	Looper Driving Lever Rock Shaft Cover Gasket	1
10	156229	Looper Driving Lever Rock Shaft Cover	1
11	208(833)	Looper Driving Lever Rock Shaft Cover Screw	4
12	147070	Arm Hole Plug Screw Washer	1
13	141403(819)	Arm Hole Plug Screw (for access to Needle Bar Connecting Link Hinge Stud Clamping Screw, Needle Bar Connecting Link Hinge Stud Position Set Screw	1

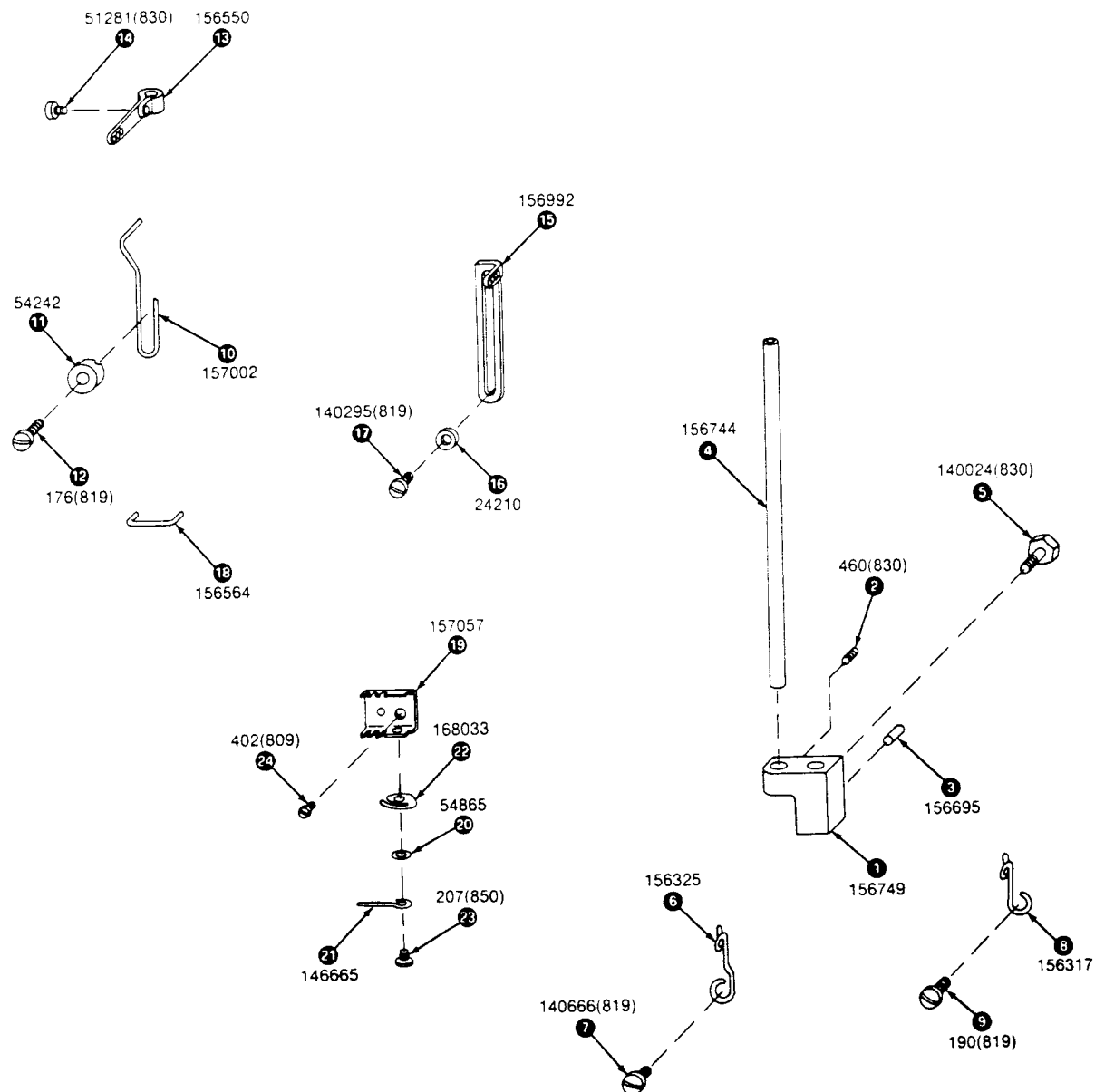
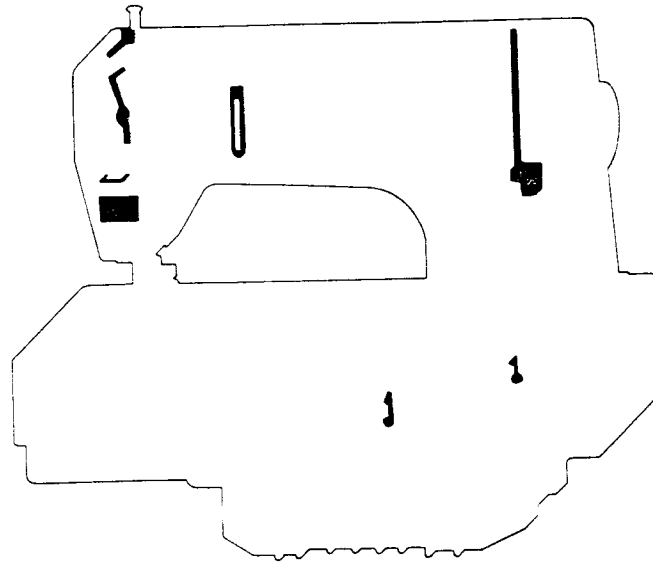
**Figure 3**  
**Bed Cover (Front) and**  
**(Back) and Looper Driving**  
**Lever Rock Shaft Cover**  
**Assemblies**



Ref. No.	Part No. For Ordering	Description	Amt. Req.
	157723	Thread (Looper) Thread Tube (Front of Arm) Bracket 156749 with 156695 and 156744	1
1	156749	Thread (Looper) Thread Tube (Front of Arm) Bracket 156749 with two 460(830)	1
2	460(830)	Thread (Looper) Thread Tube (Front of Arm) Set Screw	2
3	156695	Thread (Looper) Thread Tube (Front of Arm) Bracket Position Pin	1
4	156744	Thread (Looper) Thread Tube (Front of Arm)	1
5	140024(830)	Thread (Looper) Thread Tube (Front of Arm) Bracket Mounting Screw	1
6	156325	Thread (Looper) Thread Guide (Center) (In Bed)	1
7	140666(819)	Thread (Looper) Thread Guide (Center) Screw	1
8	156317	Thread (Looper) Thread Guide (Right) (In Bed)	1
9	190(819)	Thread (Looper) Thread Guide (Right) Screw	1
10	157002	Thread (Needle) Take-up (Left) Thread Control (Wire)	1
11	54242	Thread (Needle) Take-up (Left) Thread Control Clamp	1
12	176(819)	Thread (Needle) Take-up (Left) Thread Control Clamp Screw	1
13	156550	Thread (Needle) Take-up (Left) with 51281(830)	1
14	51281(830)	Thread (Needle) Take-up (Left) Clamping Screw	1
15	156992	Slack Thread Controller	1
16	24210	Slack Thread Controller Screw Washer	1
17	140295(819)	Slack Thread Controller Screw	1
18	156564	Thread (Needle) Thread Wearing Guide	1
	157873	Needle Bar Thread Retainer Bracket complete, Nos. 207(850), 54865, 146665, 157057 and 168033	1
19	157057	Needle Bar Thread Retainer Bracket	1
20	54865	Needle Bar Thread Retainer Screw Washer	1
21	146665	Needle Bar Thread Retainer	1
22	168033	Needle Bar Thread Retainer Thread Guide	1
23	207(850)	Needle Bar Thread Retainer Screw	1
24	402(809)	Needle Bar Thread Retainer Bracket Screw	1

**Figure 4**  
**Thread (Looper) Thread**  
**Tube and Thread Guides**

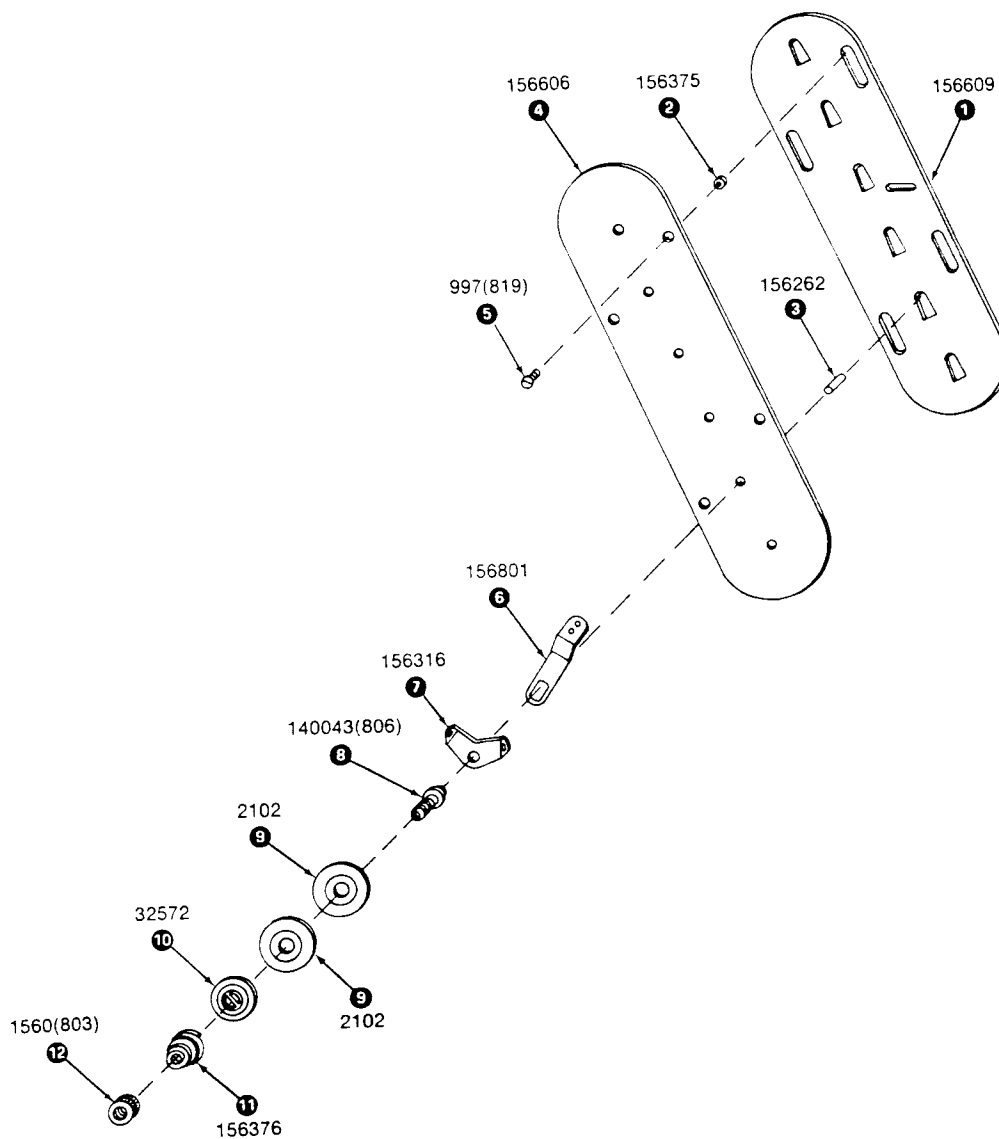
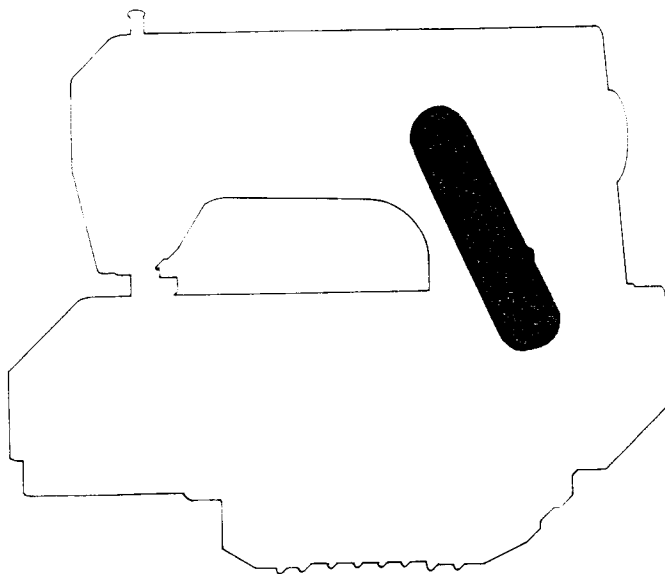
From the library of: Superior Sewing Machine & Supply LLC



086

Ref. No.	Part No. For Ordering	Description	Amt. Req.
1	156609	Tension Release	1
2	156375	Tension Plate Spacer	4
3	156262	Tension Releasing Pin	1
4	156606	Tension Plate	1
5	997(819)	Tension Plate Screw	4
6	156801	Tension Thread Controller (Looper Thread)	1
7	156316	Tension Thread Guide	1
	157110	Tension (Looper Thread) Complete Nos. 1560(803), 32572, 140043(806), 156376 and two 2102	1
8	140043(806)	Tension Stud	1
9	2102	Tension Disc	2
10	32572	Tension Releasing Disc	1
11	156376	Tension Spring (Looper Thread)	1
12	1560(803)	Tension Regulating Thumb Nut	1

**Figure 5**  
**Tension (Looper) Thread**  
**Tension and Tension**  
**Release Assemblies**

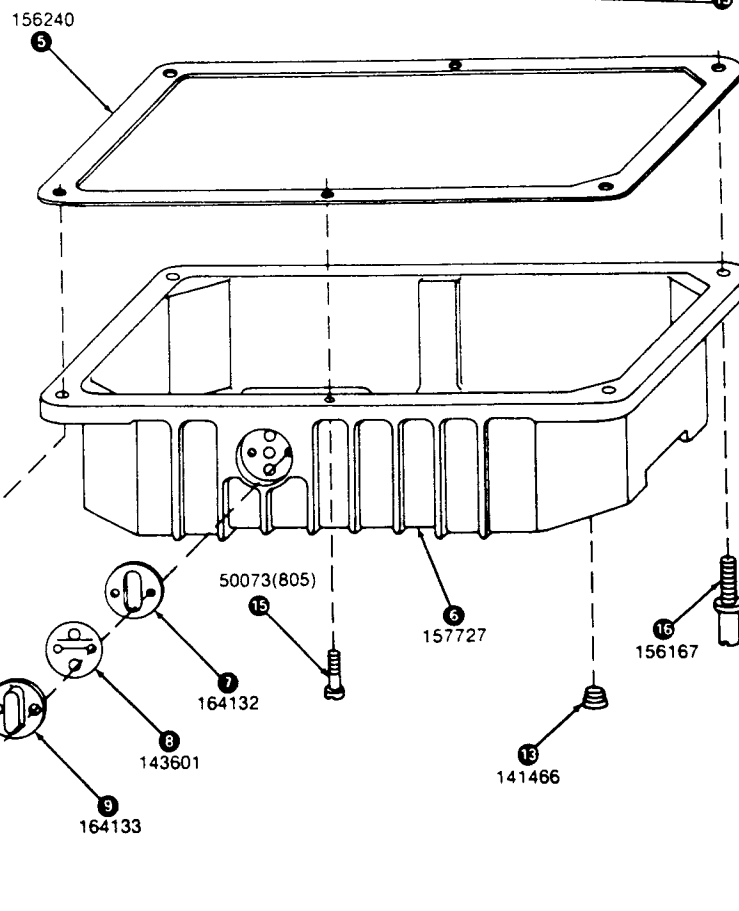
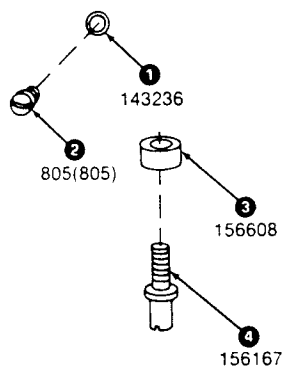
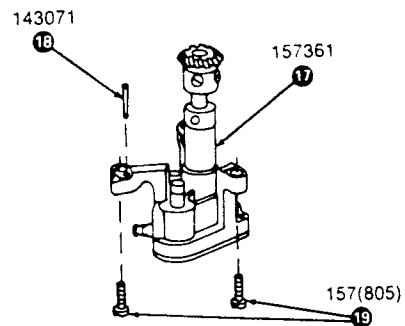
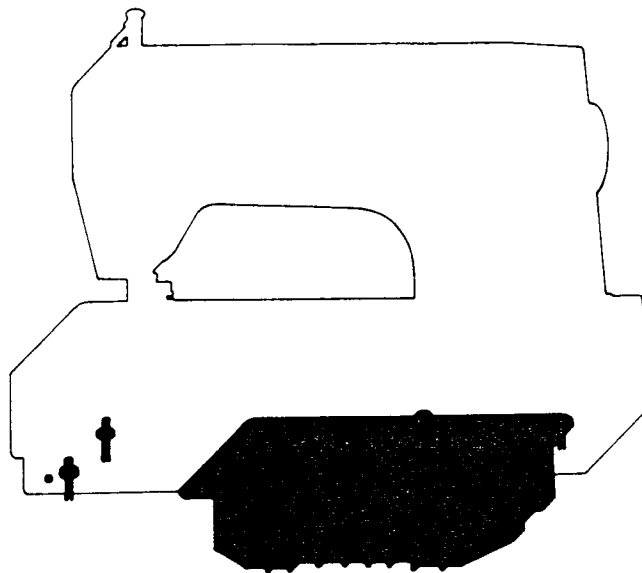




Ref. No.	Part No. For Ordering	Description	Amt. Req.
1	143236	Bed Oil Plug Screw Washer	2
2	805(805)	Bed Oil Plug Screw	2
3	156608	Machine Cushion Stud (Left) Spacer	2
4	156167	Machine Cushion Stud (Left)	2
5	156240	Oil Reservoir Gasket	1
6	157727	Oil Reservoir with 141466, 143601, 164133, 164134, and two each 1485(833) and 164132	1
7	164132	Oil Reservoir Oil Sight Gauge Background Disc Gasket	1
8	143601	Oil Reservoir Oil Sight Gauge Background Disc	1
9	164133	Oil Reservoir Oil Sight Gauge Window	1
10	164132	Oil Reservoir Oil Sight Gauge Window Gasket	1
11	164134	Oil Reservoir Oil Sight Gauge Window Retainer	1
12	1485(833)	Oil Reservoir Oil Sight Gauge Window Retainer Screw	2
13	141466	Oil Reservoir Drain Plug Screw	1
14	949(805)	Oil Reservoir Screw (Left)	2
15	50073(805)	Oil Reservoir Screw (Center)	2
16	156167	Oil Reservoir and Machine Cushion Stud (Right)	2
17	157361	Oil Pump (Centrifugal) Body 156663 with 50123(803), 66581, 143072, 143073, 143074, 143075, 156479 and four 189(805)	1
18	143071	Oil Pump (Centrifugal) Body Position Pin	2
19	157(805)	Oil Pump (Centrifugal) Body Screw	3

**Figure 6**  
**Oil Reservoir Assembly**

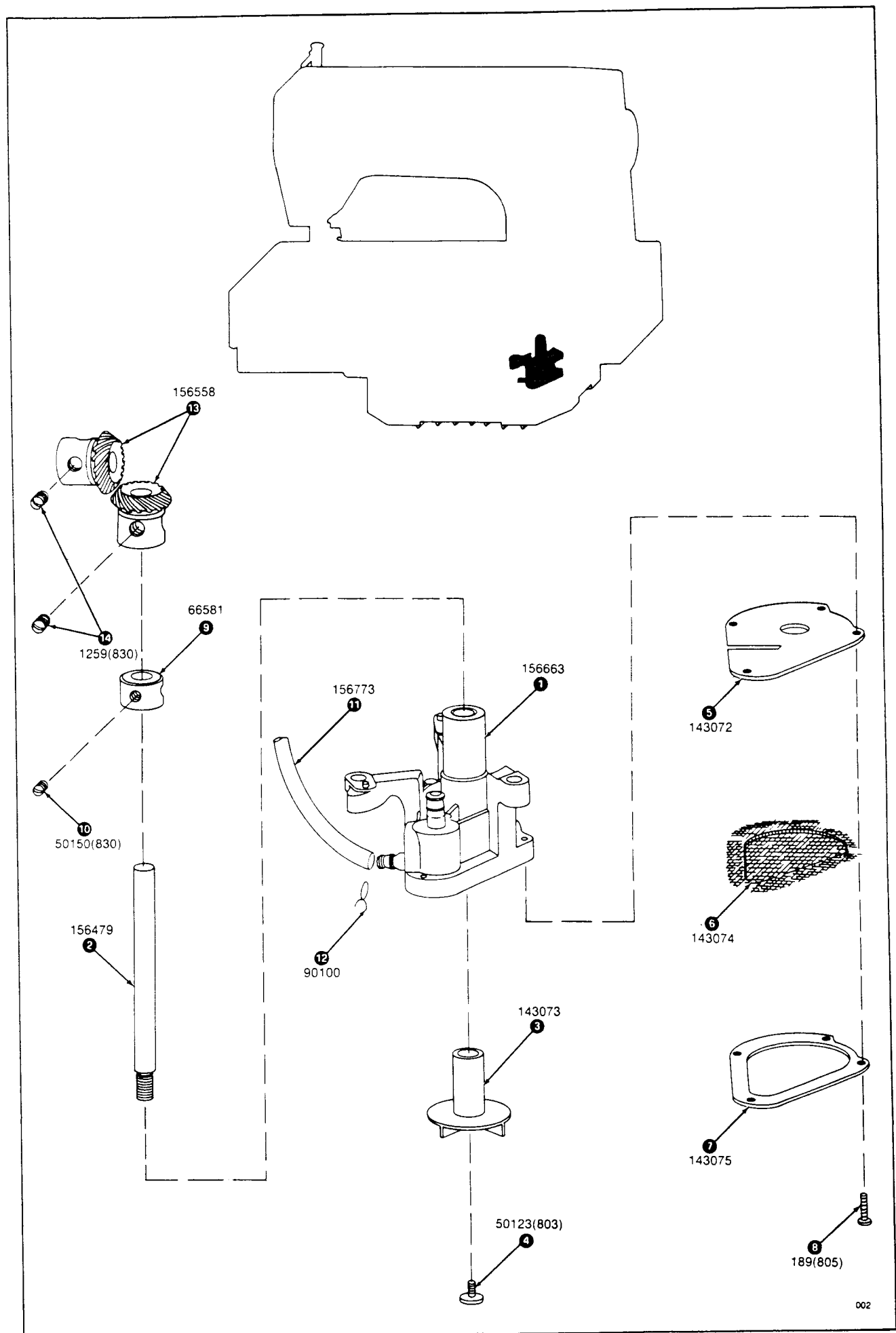
From the library of: Superior Sewing Machine & Supply LLC



001

Ref. No.	Part No. For Ordering	Description	Amt. Req.
1	156663	Oil Pump (Centrifugal) Body	1
2	156479	Oil Pump (Centrifugal) Shaft	1
3	143073	Oil Pump (Centrifugal) Impeller	1
4	50123(803)	Oil Pump (Centrifugal) Impeller Locking Screw	1
5	143072	Oil Pump (Centrifugal) Cover	1
6	143074	Oil Pump (Centrifugal) Screen	1
7	143075	Oil Pump (Centrifugal) Screen Frame	1
8	189(805)	Oil Pump (Centrifugal) Screen Frame Screw	4
9	66581	Oil Pump (Centrifugal) Shaft Thrust Collar with two 50150(830)	1
10	50150(830)	Oil Pump (Centrifugal) Shaft Thrust Collar Set Screw	2
11	156773	Oil Tube for Oiling Bed Shaft Bushing (Right, Inner)	1
12	90100	Oil Tube Retainer Clip	2
	143015	Oil Pump (Centrifugal) Shaft Bevel Gear (Left) with two 1259(830)	1
	156557	Bed Shaft (Right) Bed Gear (Left) with Three 1259(830) Sold only as pair of Gears 156558	1
13	156558	Pair of Mated Gears for Driving Oil Pump Nos. 143015 and 156557	1
14	1259(830)	Bed Shaft (Right) Bevel Gear (Left) Set Screw Oil Pump (Centrifugal) Shaft Bevel Gear Set Screw	5

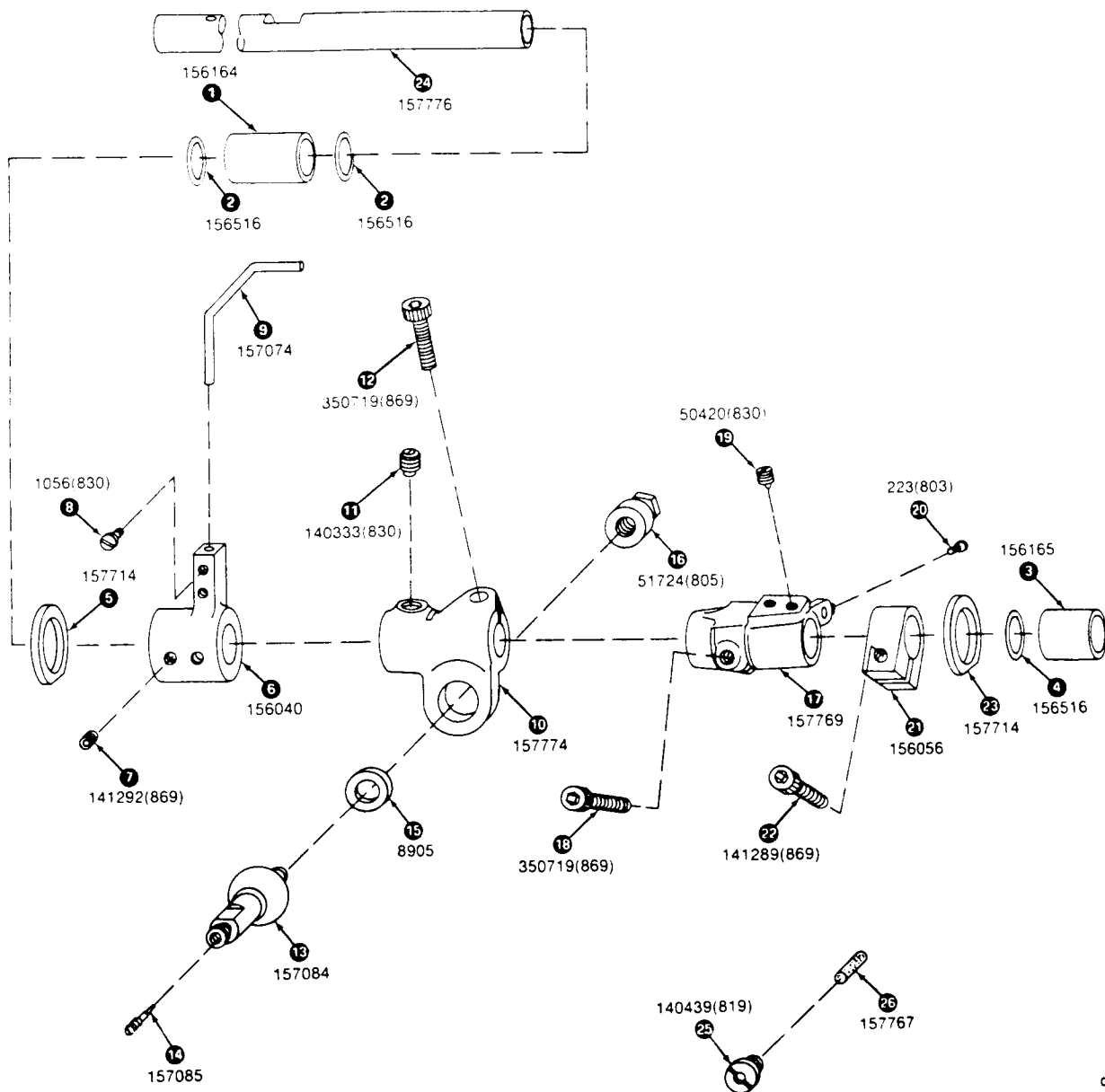
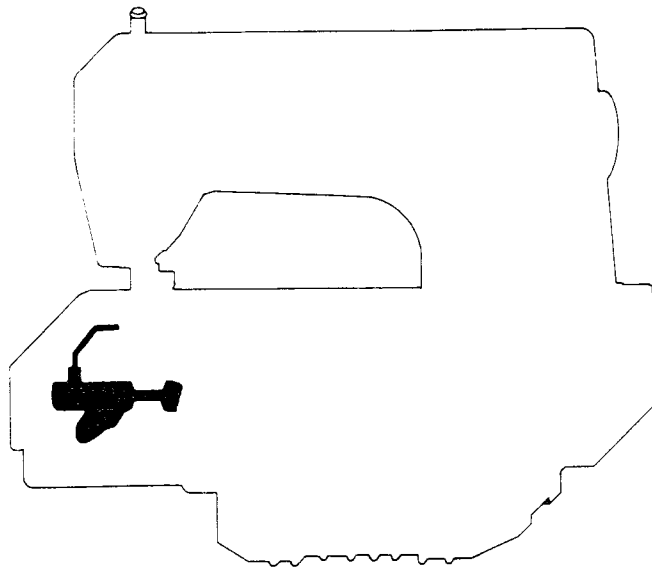
**Figure 7**  
**Oil Pump Assembly**



Ref. No.	Part No. For Ordering	Description	Amt. Req.
	156798	Looper Rocker Shaft Bushing (Left) 156164 with two 156516	1
1	156164	Looper Rocker Shaft Bushing (Left)	1
2	156516	Looper Rocker Shaft Bushing (Left) "O" Ring	2
	156799	Looper Rocker Shaft Bushing (Right) 156165 with 156516	1
3	156165	Looper Rocker Shaft Bushing (Right)	1
4	156516	Looper Rocker Shaft Bushing (Right) "O" Ring	1
5	157714	Looper Rocker Shaft Thrust Spacer (Left)	1
6	156040	Needle Guard (Front) Holder with two each 1056(830) and 141292(869)	1
7	141292(869)	Needle Guard (Front) Holder Screw—Allen Flat Point	2
8	1056(830)	Needle Guard (Front) Clamping Screw	2
9	157074	Needle Guard (Front)	1
	157775	Looper Rocker Frame 157774 with 8905, 51724(805), 157084 and 157085	1
10	157774	Looper Rocker Frame with 140333(830) and 350719(869)	1
11	140333(830)	Looper Rocker Frame Position Screw	1
12	350719(869)	Looper Rocker Frame Clamping Screw—Allen Cap Screw	1
13	157084	Looper Holder Cone Stud	1
14	157085	Looper Holder Cone Stud Oil Metering Screw	1
15	8905	Looper Holder Cone Stud Lock Nut Washer	1
16	51724(805)	Looper Holder Cone Stud Lock Nut	1
17	157769	Looper Avoiding Link with 223(803), 350719(869) and two 50420(830)	1
18	350719(869)	Looper Avoiding Link Clamping Screw—Allen Cap Screw	1
19	50420(830)	Looper Avoiding Link Set Screw	2
20	223(803)	Looper Avoiding Eccentric Connection Hinge Pin Set Screw	1
21	156056	Looper Rocker Shaft Collar (Right) with 141289(869)	1
22	141289(869)	Looper Rocker Shaft Collar (Right) Clamping Screw—Allen Socket Cap Screw	1
23	157714	Looper Rocker Shaft Thrust Spacer (Right)	1
24	157776	Looper Rocker Shaft	1
	157766	Bed Oil Screw (Right) 140439(819) with 157767	1
25	140439(819)	Bed Oil Screw (Right)	1
26	157767	Bed Oil Screw (Right) Oil Wick	1

**Figure 8**  
**Looper Rocker Shaft and**  
**Needle Guard (Front)**  
**Assemblies**

From the library of: Superior Sewing Machine & Supply LLC



Ref. No.	Part No. For Ordering	Description	Amt. Req.
1	156478	Looper Driving Lever Rock Shaft Bushing (Back)	1
2	157730	Looper Driving Lever Rock Shaft Bushing (Front) with 156516	1
3	156516	Looper Driving Lever Rock Shaft Bushing (Front) "O" Ring	1
4	156475	Looper Driving Lever Rock Shaft Collar with two 350680(869)	1
5	350680(869)	Looper Driving Lever Rock Shaft Collar Set Screw—Allen Cap Screw	2
6	157706 or 157707	Looper Driving Lever Rock Shaft Stud Spacer (.010) Looper Driving Lever Rock Shaft Stud Spacer (.040)	1 1
7	8787	Looper Driving Lever Rock Shaft Stud Nut Washer	1
8	51637(809)	Looper Driving Lever Rock Shaft Stud Nut	1
9	157708	Looper Driving Lever Rock Shaft Thrust Spacer	1
10	157768	Looper Driving Lever with 350606(869) and 350719(869)	1
11	350719(869)	Looper Driving Lever Clamping Screw—Allen Cap Screw	1
12	350606(869)	Looper Pitman Rod End Bearing (Right) Ball Stud Clamping Screw—Allen Cap Screw	1
13	157728	Looper Driving Lever Rock Shaft	1
14	156245	Bed Oil Drain Screen	3
15	156246	Bed Oil Drain Screen Retaining Plate	1
16	185(805)	Bed Oil Drain Screen Retaining Plate Screw	2
17	146552	Arm Screw	4
18	204235	Arm Dowel Pin	2

**Figure 9**  
**Looper Driving Lever**  
**Rock Shaft Assembly**

From the library of: Superior Sewing Machine & Supply LLC



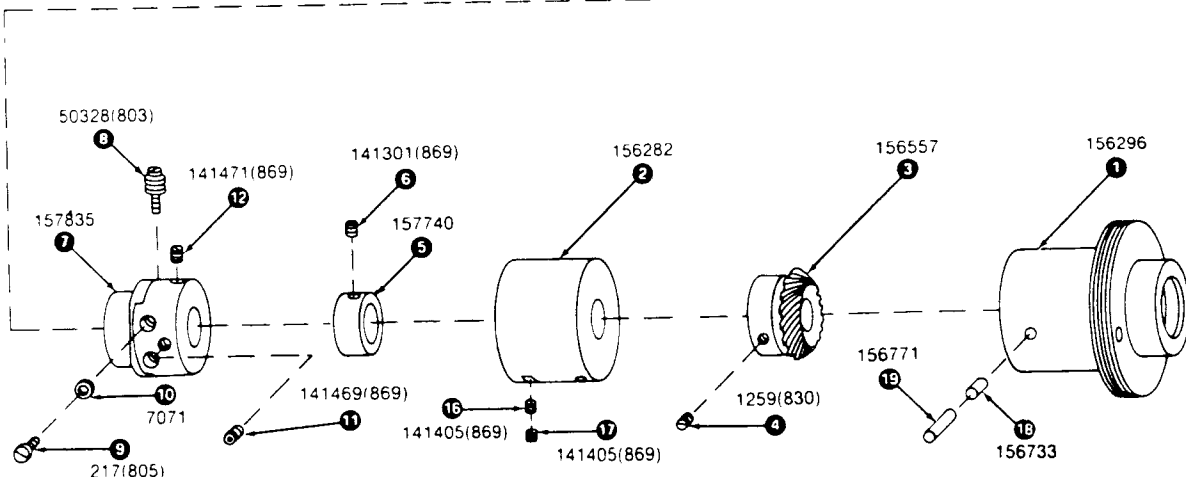
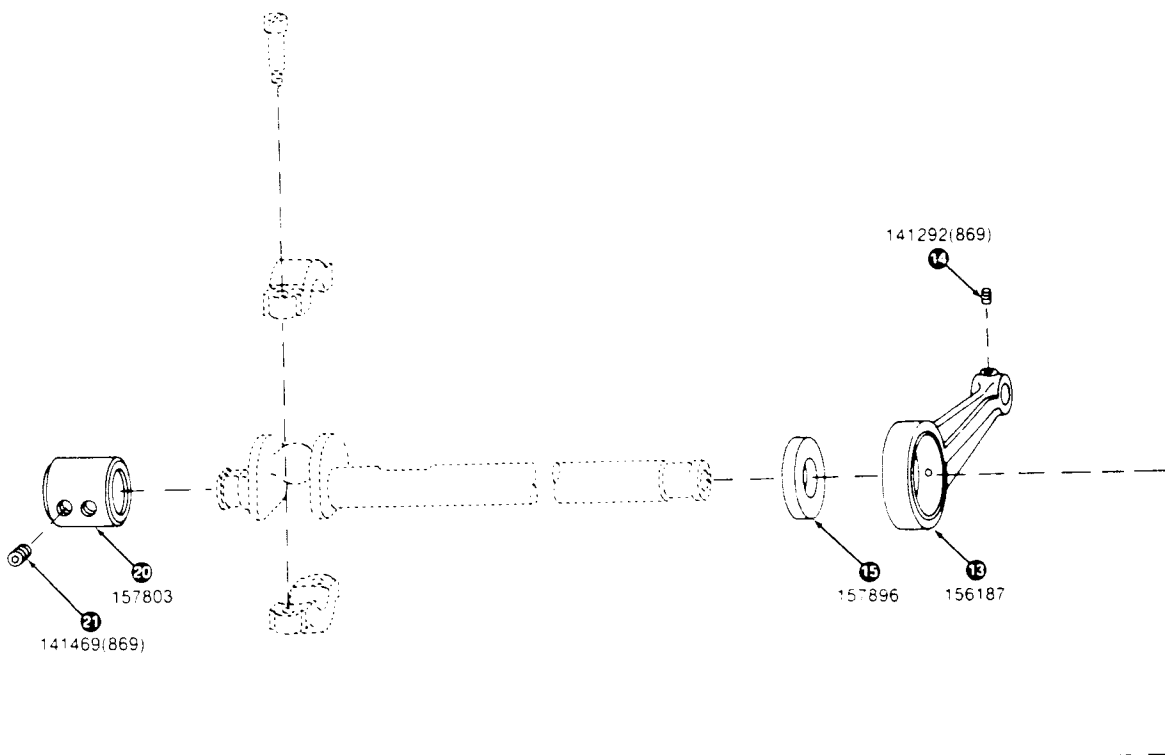
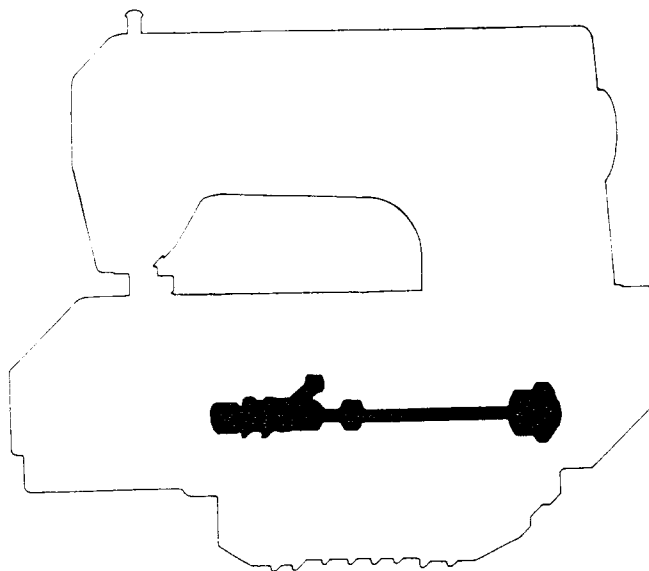


Ref. No.	Part No. For Ordering	Description	Amt. Req.
1	156296	Bed Shaft (Right) Flanged Bushing (Right, Outer)	1
2	156282	Bed Shaft (Right) Bushing (Right, Inner)	1
3	156557	Bed Shaft (Right) Bed Gear (Left) with Three 1259(830) Sold only as pair of Gears 156558	1
4	1259(830)	Bed Shaft (Right) Bevel Gear (Left) Set Screw	3
5	157740	Bed Shaft (Right) Collar with two 141301(869)	1
6	141301(869)	Bed Shaft (Right) Collar Set Screw	2
7	157835	Feed Driving Eccentric (Adjustable) Complete Nos. 50328(803), 141471(869) and two each 217(805), 7071 and 141469(869)	1
8	50328(803)	Feed Regulating Screw	1
9	217(805)	Feed Driving Eccentric Body Clamping Washer Screw	2
10	7071	Feed Driving Eccentric Body Clamping Washer	2
11	141469(869)	Feed Driving Eccentric Body Set Screw	2
12	141471(869)	Feed Driving Eccentric Body Position Screw	1
13	156187	Feed Connecting Rod with 141292(869)	1
14	141292(869)	Feed Connecting Rod Hinge Pin Set Screw—Allen Flat Point Set Screw	1
15	157896	Feed Driving Eccentric Spacer	1
16	141405(869)	Bed Shaft (Right) Bushing (Right, Inner) Set Screw—Allen Cup Point Screw	1
17	141405(869)	Bed Shaft (Right) Bushing (Right, Inner) Set Screw Lock Screw—Allen Cup Point Screw	1
18	156733	Bed Shaft (Right) Flanged Bushing (Right, Outer) Oil Sump Tube	1
19	156771	Bed Shaft (Right) Flanged Bushing (Right, Outer) Oil Sump Tube Extension Tube	1
20	157803	Bed Shaft Coupling with four 141469(869)	1
21	141469(869)	Bed Shaft Coupling Set Screw	4

**Figure 10**

**Bed Shaft (Right) Assembly**

From the library of: Superior Sewing Machine & Supply LLC

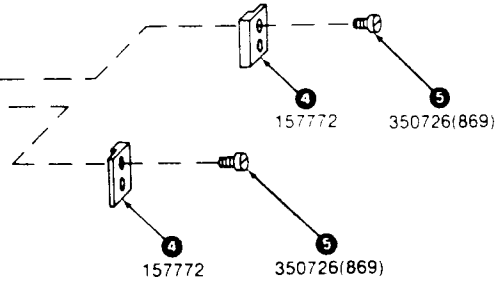
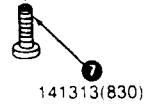

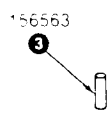
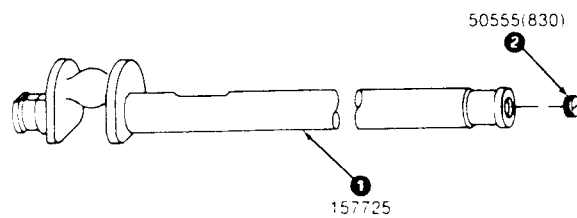
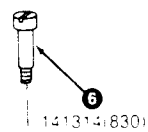
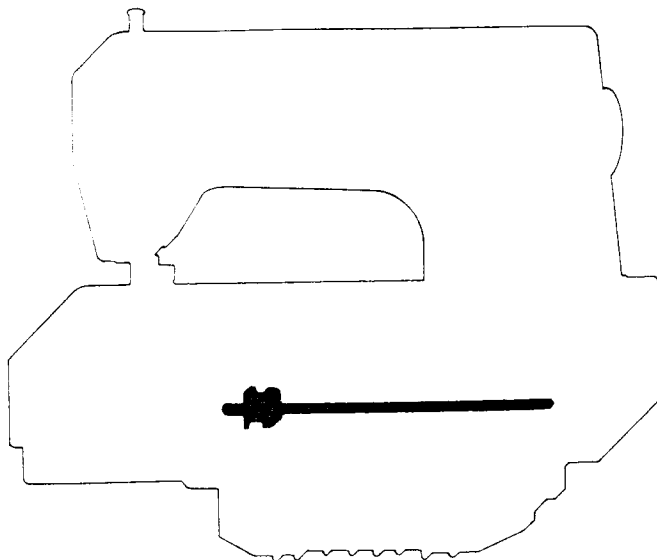


018

---

Ref. No.	Part No. For Ordering	Description	Amt. Req.
1	157725	Bed Shaft (Right) with 50555(830), 156563 two each 141313(830), 141314(830), 157772 and four 350726(869)	1
2	50555(830)	Bed Shaft (Right) Oil Plug (Right) Screw	1
3	156563	Looper Driving Lever Connection Oil Tube (Plastic)	1
4	157772	Looper Driving Lever Connection Alignment Plate	2
5	350726(869)	Looper Driving Lever Connection Alignment Plate Screw	4
6	141314(830)	Looper Driving Lever Connection Bearing (Crank End) Cap Screw	2
7	141313(830)	Looper Driving Lever Connection Bearing (Stud End) Cap Screw	2

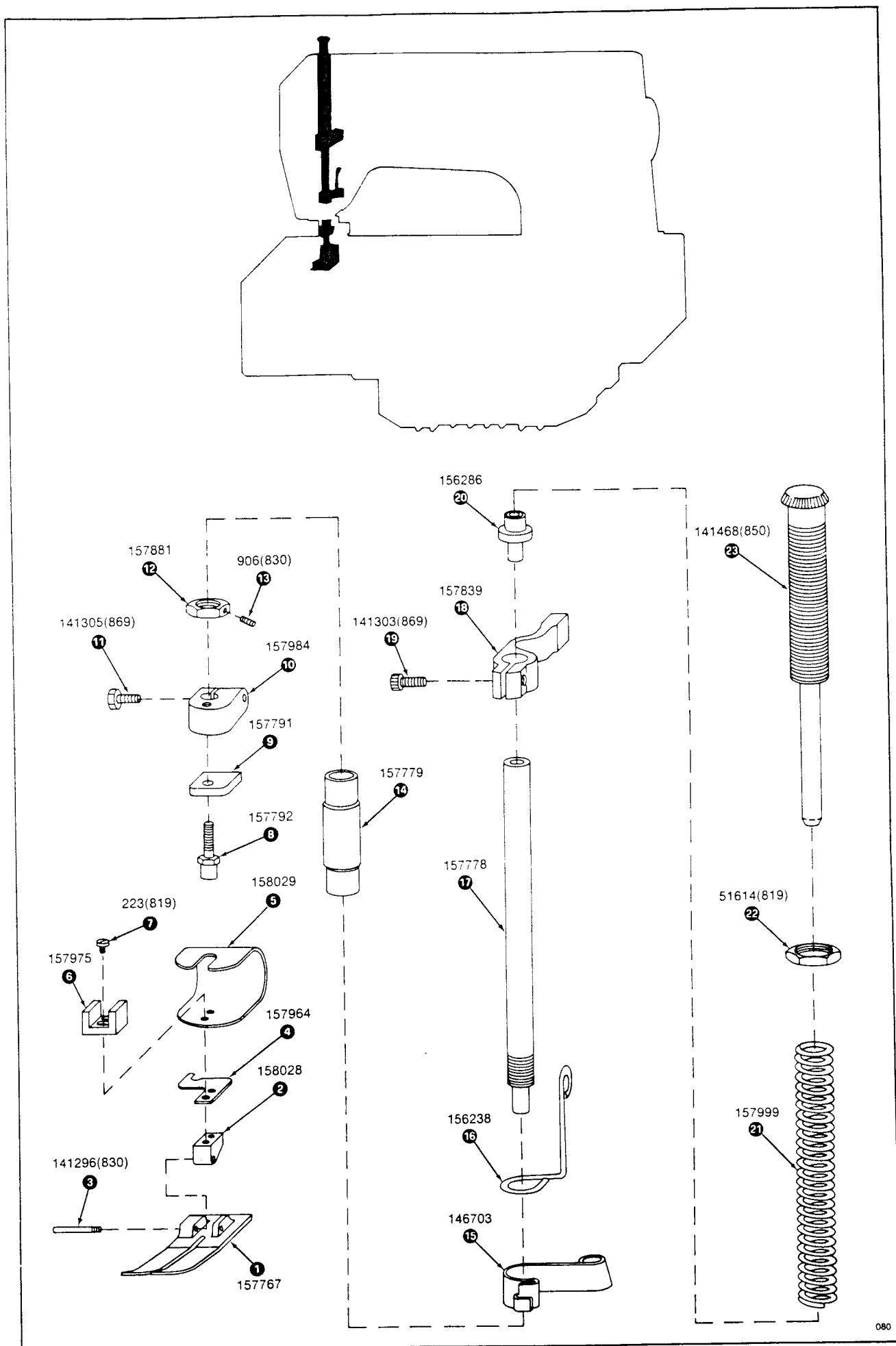
**Figure 11**  
**Bed Shaft (Right) Assembly**



Ref. No.	Part No. For Ordering	Description	Amt. Req.
	158030	Presser Foot (Spring Hinged, Low Inertia) with Chain Cutter complete Nos. 141296(830), 157787, 157791, 157792, 157964, 157975, 157984, 158028, 158029 and two 223(819)	1
1	157767	Presser Foot Plate	1
2	158028	Presser Foot Plate Holder	1
3	141296(830)	Presser Foot Plate Hinge Screw	1
4	157964	Presser Foot Chain Cutter	1
5	158029	Presser Foot (Spring) Shank	1
6	157975	Presser Foot (Spring) Shank Clamping Block	1
7	223(819)	Presser Foot (Spring) Shank Clamping Block Screw	2
8	157792	Presser Foot (Spring) Shank Plunger	1
9	157791	Presser Foot (Spring) Shank Clamping Plate	1
10	157984	Presser Foot Holder with 141305(869)	1
11	141305(869)	Presser Foot Clamping Screw for 157984	1
12	157881	Presser Foot (Spring) Shank Pressure Regulating Nut with 906(830)	1
13	906(830)	Presser Foot (Spring) Shank Pressure Regulating Nut Locking Screw	1
14	157779	Presser Bar Bushing	1
15	146703	Oil Removing Tube (Head End) Clamp	1
16	156238	Presser Bar Lifting Crank Link	1
17	157778	Presser Bar	1
18	157839	Presser Bar Lifting Clamp with 141303(869)	1
19	141303(869)	Presser Bar Lifting Clamp Clamping Screw	1
20	156286	Presser Bar Spring Locating Pin	1
21	157999	Presser Bar Spring	1
22	51614(819)	Pressure Regulating Thumb Screw Nut	1
23	141468(850)	Pressure Regulating Thumb Screw	1

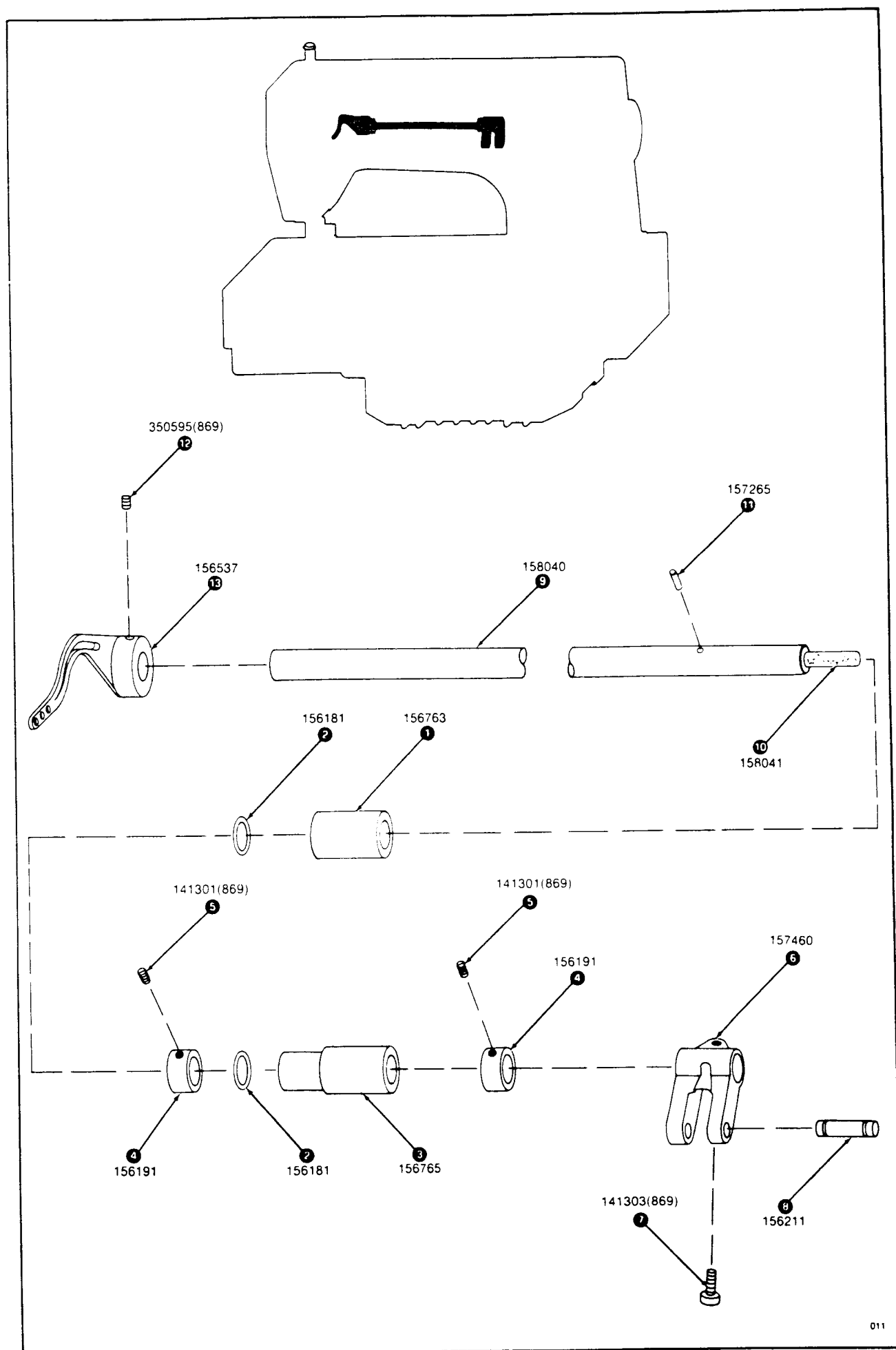
**Figure 12**  
**Presser Bar and Presser**  
**Foot (Spring Hinged)**  
**"Floating" Assemblies**

From the library of: Superior Sewing Machine & Supply LLC



Ref. No.	Part No. For Ordering	Description	Amt. Req.
	156764	Thread (Needle) Take-up (Right) Oscillating Shaft Bushing (Left) 156763 with 156181	1
1	156763	Thread (Needle) Take-up (Right) Oscillating Shaft Bushing (Left)	1
2	156181	Thread (Needle) Take-up (Right) Oscillating Shaft Bushing (Left) "O" Ring	2
3	156765	Thread (Needle) Take-up (Right) Oscillating Shaft Bushing (Right) "O" Ring	1
4	156191	Thread (Needle) Take-up (Right) Oscillating Shaft Collar with two 141301(869)	2
5	141301(869)	Thread (Needle) Take-up (Right) Oscillating Shaft Collar Set Screw— Allen Flat Point Set Screw	4
6	157460	Thread (Needle) Take-up (Right) Oscillating Shaft Crank with 141303(869)	1
7	141303(869)	Thread (Needle) Take-up (Right) Oscillating Shaft Crank Clamping Screw —Allen Cap Screw	1
8	156211	Thread (Needle) Take-up (Right) Driving Eccentric Connecting Rod Hinge Pin	1
9	158040	Thread (Needle) Take-up (Right) Oscillating Shaft with 157265 and 158041	1
10	158041	Thread (Needle) Take-up (Right) Oscillating Shaft Oil Wick 3/16" x 8 1/2"	1
11	157265	Thread (Needle) Take-up (Right) Oscillating Shaft Oil Wick Retaining Pin	1
12	350595(869)	Thread (Needle) Take-up (Right) Set Screw—Allen Socket Flat Point Set Screw	2
13	156537	Thread (Needle) Take-up (Right) with two 350595(869)	1

**Figure 13**  
**Needle Thread Take-up**  
**Oscillating Shaft Assembly**

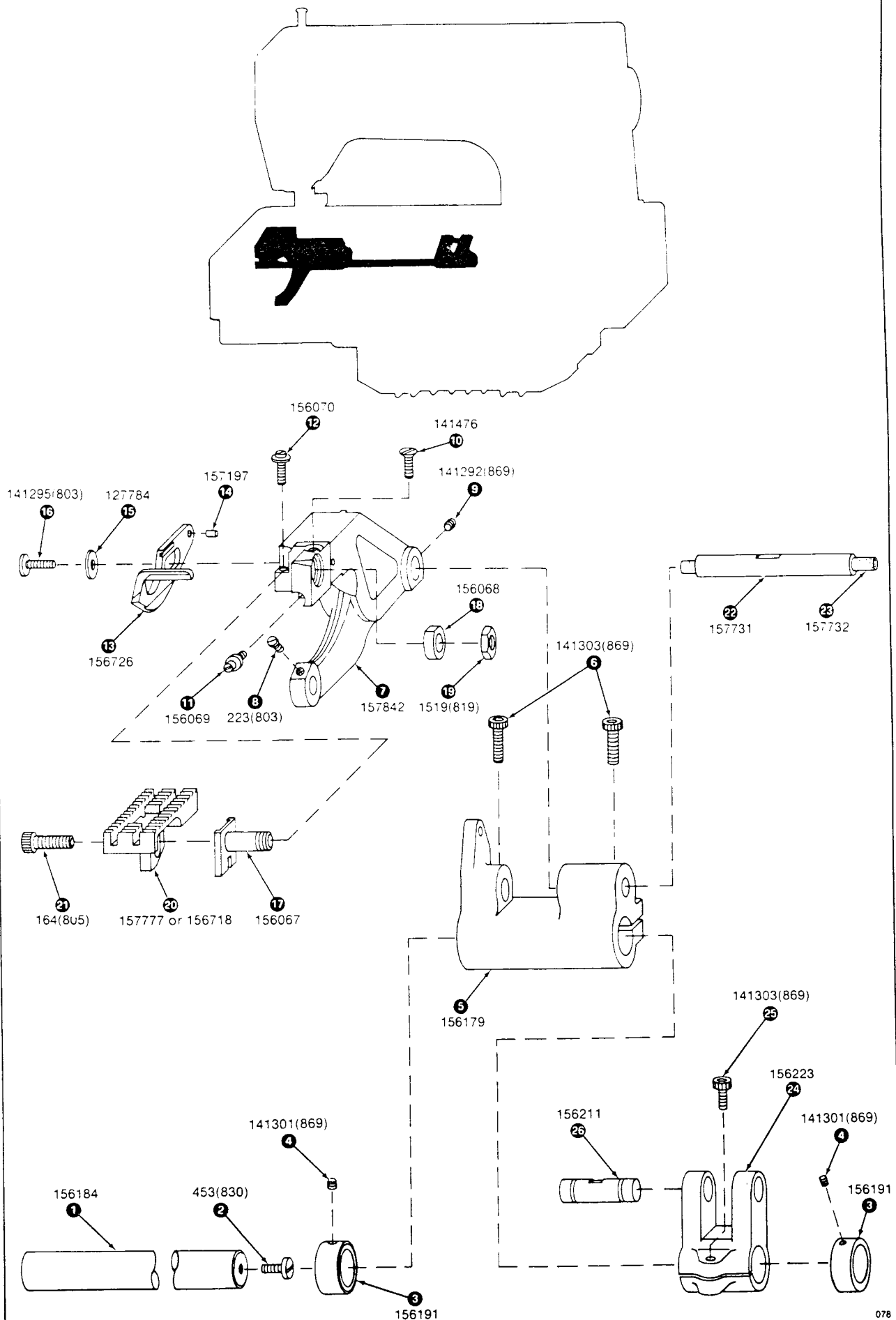




Ref. No.	Part No. For Ordering	Description	Amt. Req.
1	156184	Feed Rocker Shaft with 453(830)	1
2	453(830)	Feed Rocker Shaft Oil Plug Screw	1
3	156191	Feed Rocker Shaft Collar with two 141301(869)	2
4	141301(869)	Feed Rocker Shaft Collar Set Screw (Allen Flat Point Set Screw)	4
5	156179	Feed Rocker with two 141303(869)	1
6	141303(869)	Feed Rocker Clamping Screw (Allen Cap Screw)	2
	156856	Feed Bar Complete Nos. 1519(819), 127784, 141295(803), 156067, 156068, 156726 and 157842	1
7	157842	Feed Bar with 223(803), 141292(869), 141476, 156069 and 156070	1
8	223(803)	Feed Lifting Eccentric Connection Hinge Pin Set Screw	1
9	141292(869)	Feed Bar Hinge Pin Set Screw (Allen Flat Point Set Screw)	1
10	141476	Feed Dog Height Adjusting Screw (with Nylock)	1
11	156069	Feed Dog Holder Adjusting Screw	1
12	156070	Needle Guard (Back) Adjusting Screw	1
13	156726	Needle Guard (Back) with 157197	1
14	157197	Needle Guard (Back) Pivot Pin	1
15	127784	Needle Guard (Back) Screw Washer	1
16	141295(803)	Needle Guard (Back) Screw	1
17	156067	Feed Dog Holder	1
18	156068	Feed Dog Holder Nut Washer	1
19	1519(819)	Feed Dog Holder Nut	1
20	157777 or 156718	Feed Dog	1
21	164(805)	Feed Dog Screw	1
22	157731	Feed Bar Hinge Pin with a suitable length of wicking (7/32" x 2-5/8") No. 157732	1
23	157732	Feed Bar Hinge Pin Oil Wick (7/32" x 2-5/8")	1
24	156223	Feed Rocker Shaft Crank with 141303(869)	1
25	141303(869)	Feed Rocker Shaft Crank Clamping Screw (Allen Cap Screw)	1
26	156211	Feed Connecting Rod Hinge Pin	1

**Figure 14**  
**Feed Rocker Shaft, Feed**  
**Bar and Needle Guard**  
**(Back) Assemblies**

From the library of: Superior Sewing Machine & Supply LLC

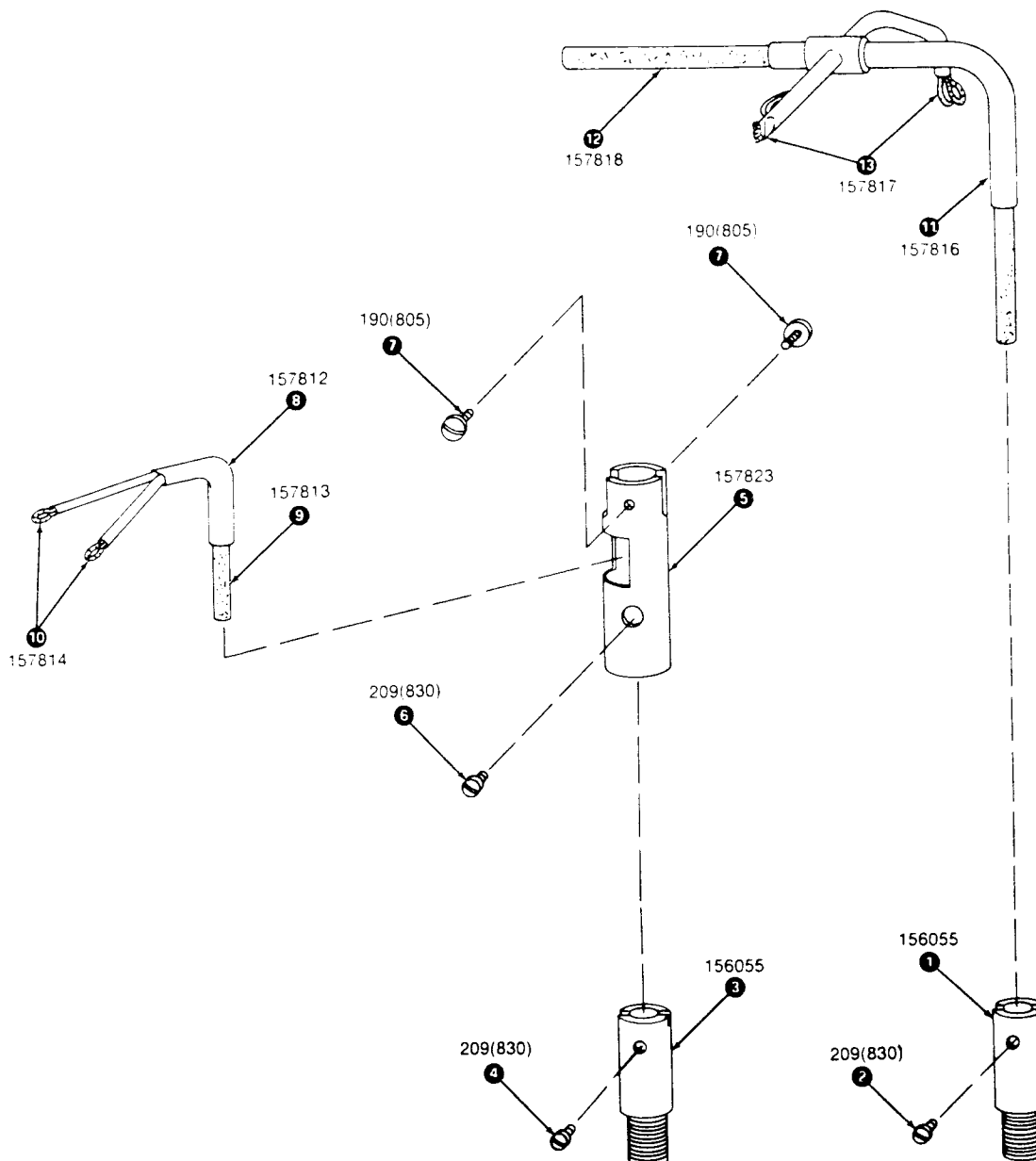
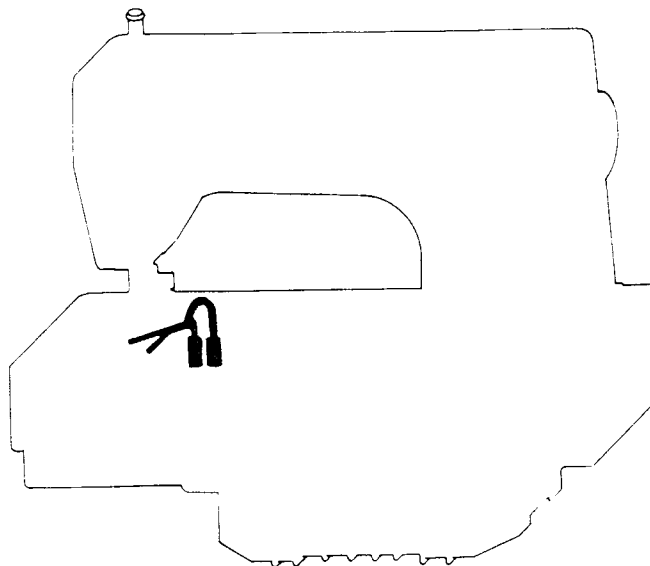


078

Ref. No.	Part No. For Ordering	Description	Amt. Req.
1	156055	Oil Tube Adapter (Right) with 209(830) for use with 157816	1
2	209(830)	Oil Tube Screw for 156055	1
3	156055	Oil Tube Adapter (Left) with 209(830) for use with 157812	1
4	209(830)	Oil Tube Screw for 156055	1
5	157823	Oil Tube Stabilizer with 209(830) and two 190(805) for use with 157816	1
6	209(830)	Oil Tube Stabilizer Screw	1
7	190(805)	Oil Tube Holding Screw for 157823	2
8	157812	Oil Tube Complete with 157813 and two 157814	1
9	157813	Oil Tube Oil Wick—3/16" x 2 1/2"	1
10	157814	Oil Tube Oil Wick 3/32" x 4 1/2"	2
11	157816	Oil Tube Complete with 157817 and 157818	1
12	157818	Oil Tube Oil Wick 3/16" x 8"	1
13	157817	Oil Tube Oil Wick 3/32" x 11"	1

**Figure 15**  
**Oil Tube Adapters and**  
**Oil Wicks**

From the library of: Superior Sewing Machine & Supply LLC



Ref. No.	Part No. For Ordering	Description	Amt. Req.
1	156195	Presser Bar Lifting Shaft Bushing (Left)	1
2	156195	Presser Bar Lifting Shaft Bushing (Right)	1
3	157079	Presser Bar Lifting Shaft	1
4	156196	Presser Bar Lifting Shaft Bushing (Right) "O" Ring	1
5	156247	Presser Bar Lifting Crank with 350595(869)	1
6	350595(869)	Presser Bar Lifting Crank Set Screw—Allen Flat Point Set Screw	1
7	1425(803)	Presser Bar Lifting Crank Link Screw	1
	157083	Presser Bar Lifting Lever 157077 with 181(850), 1521(805), 9525, 51953, 53657(850), 140024(830), 157081, 157082 and two each 588(850) and 1718(850)	1
8	157077	Presser Bar Lifting Lever with 141309(869)	1
9	141309(869)	Presser Bar Lifting Lever Set Screw—Allen Socket Flat Point Set Screw	1
10	157081	Tension Releasing Lever Roller Link	1
11	9525	Tension Releasing Lever Roller Link Adjusting Screw Washer	1
12	181(850)	Tension Releasing Lever Roller Link Adjusting Screw	1
13	53657(850)	Tension Releasing Lever Roller Link Adjusting Screw Nut	1
14	157082	Tension Releasing Lever Roller Link Connection	1
15	588(850)	Tension Releasing Lever Roller Link Connection Hinge Screw	1
16	1718(850)	Tension Releasing Lever Roller Link Connection Hinge Screw Nut	1
17	51953	Tension Releasing Lever Roller	1
18	588(850)	Tension Releasing Lever Roller Screw	1
19	1718(850)	Tension Releasing Lever Roller Screw Nut	1
20	140024(830)	Presser Bar Lifting Lever (Adjustable) Stop Screw (Lowering)	1
21	1521(805)	Presser Bar Lifting Lever (Adjustable) Stop Screw (Lowering) Nut	1
22	157080	Tension Releasing Lever	1
23	141550(803)	Tension Releasing Lever Screw	1
24	156487	Tension Releasing Lever Spring	1
25	141402	Presser Bar Lifting Lever (Adjustable) Stop Screw (Lifting)	1
26	1662(850)	Presser Bar Lifting Lever (Adjustable) Stop Screw (Lifting) Nut	1
27	156265	Presser Bar Lifting Lever Spring	1
28	156248	Presser Bar Lifting Lever Spring Pin	1
29	143176	Number Plate Rivet	2

**Figure 16**  
**Presser Bar Lifting and**  
**Tension Releasing**  
**Assemblies**



Ref. No.	Part No. For Ordering	Description	Amt. Req.
1	158048	Needle Bar Bushing (Lower)	1
2	156471	Needle Bar Bushing (Upper)	1
	157827	Needle Bar Bushing (Lower and Upper) Oil Wick 157826 with two 13994	1
3	157826	Needle Bar Bushing (Lower and Upper) Oil Wick	1
4	13994	Needle Bar Bushing (Lower and Upper) Oil Wick Clip	2
5	143496	Needle Bar Connecting Stud Slide Block Guide	1
6	59456	Needle Bar Connecting Stud Slide Block Guide Screw Washer	2
7	1485(830)	Needle Bar Connecting Stud Slide Block Guide Screw	2
8	139111	Needle Bar Connecting Stud Slide Block	1
9	157822	Needle Bar Connecting Link with 157861	1
10	157861	Needle Bar Connecting Stud with 141305(869)	1
11	141305(869)	Needle Bar Connecting Stud Clamping Screw	1
	157909	Needle Bar Complete Nos. 50579(819), 157908 and 157962	1
12	157908	Needle Bar (Hollow) with 140239(830)	1
13	140239(830)	Needle Set Screw	1
14	157962	Needle Bar Thread Guide	1
15	50579(819)	Needle Bar Thread Guide Screw	1
16	—	Needle Cat. No. 3650 Size No. 16	1

**Figure 17**  
**Needle Bar and Connecting**  
**Link Assemblies**

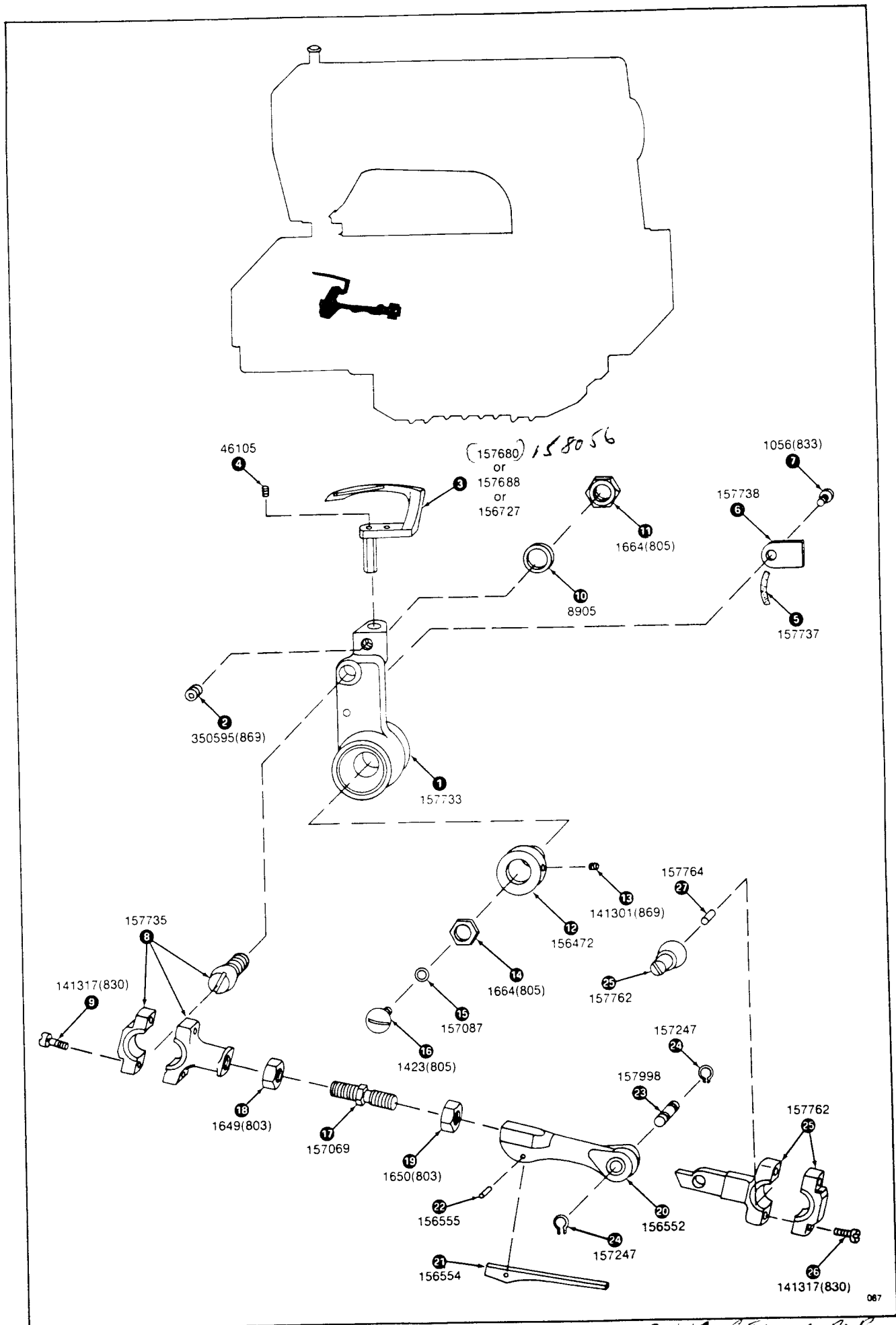
From the library of: Superior Sewing Machine & Supply LLC





Ref. No.	Part No. For Ordering	Description	Amt. Req.
	157734	Looper Holder 157733 with 1056(833), 1664(805), 8905, 157735, 157737 and 157738.	1
1	157733	Looper Holder with 350595(869)	1
2	350595(869)	Looper Set Screw (Allen Flat Point Set Screw)	1
3	157680 OR 157688 OR 156727	Looper with 46105	1
4	46105	Looper Thread Guard Posiiton Pin	1
5	157737	Looper Pitman Rod End Bearing (Left) Ball Stud Oil Wick (1/8" x 1-3/16")	1
6	157738	Looper Pitman Rod End Bearing (Left) Ball Stud Oil Wick Retainer	1
7	1056(833)	Looper Pitman Rod End Bearing (Left) Ball Stud Oil Wick Retainer Screw	1
8	157735	Looper Pitman Rod End Bearing (Left) with two 141317(830)	1
9	141317(830)	Looper Pitman Rod End Bearing (Left) Cap Screw	2
10	8905	Looper Pitman Rod End Bearing (Left) Ball Stud Lock Nut Washer	1
11	1664(805)	Looper Pitman Rod End Bearing (Left) Ball Stud Lock Nut	1
12	156472	Looper Holder Cone with two 141301(869)	1
13	141301(869)	Looper Holder Cone Set Screw (Allen Flat Point Set Screw)	2
14	1664(805)	Looper Holder Cone Lock Screw Nut	1
15	157087	Looper Holder Cone Lock Screw "O" Ring	1
16	1423(805)	Looper Holder Cone Lock Screw	1
17	157069	Looper Pitman Rod	1
18	1649(803)	Looper Pitman Rod Lock Nut (Left Hand)	1
19	1650(803)	Looper Pitman Rod Lock Nut (Right Hand)	1
20	156552	Looper Throw-out Link	1
21	156554	Looper Throw-out Link Spring	1
22	156555	Looper Throw-out Link Spring Hinge Pin	1
23	157998	Looper Throw-out Link Hinge Pin	1
24	157247	Looper Throw-out Hinge Pin Retaining Ring	2
25	157762	Looper Pitman Rod End Bearing (Right) with 157764 and two 141317(830)	1
26	141317(830)	Looper Pitman Rod End Bearing (Right) Cap Screw	2
27	157764	Looper Pitman Rod End Bearing (Right) Bail Stud Oil Wick (1/8" x 11/32")	1

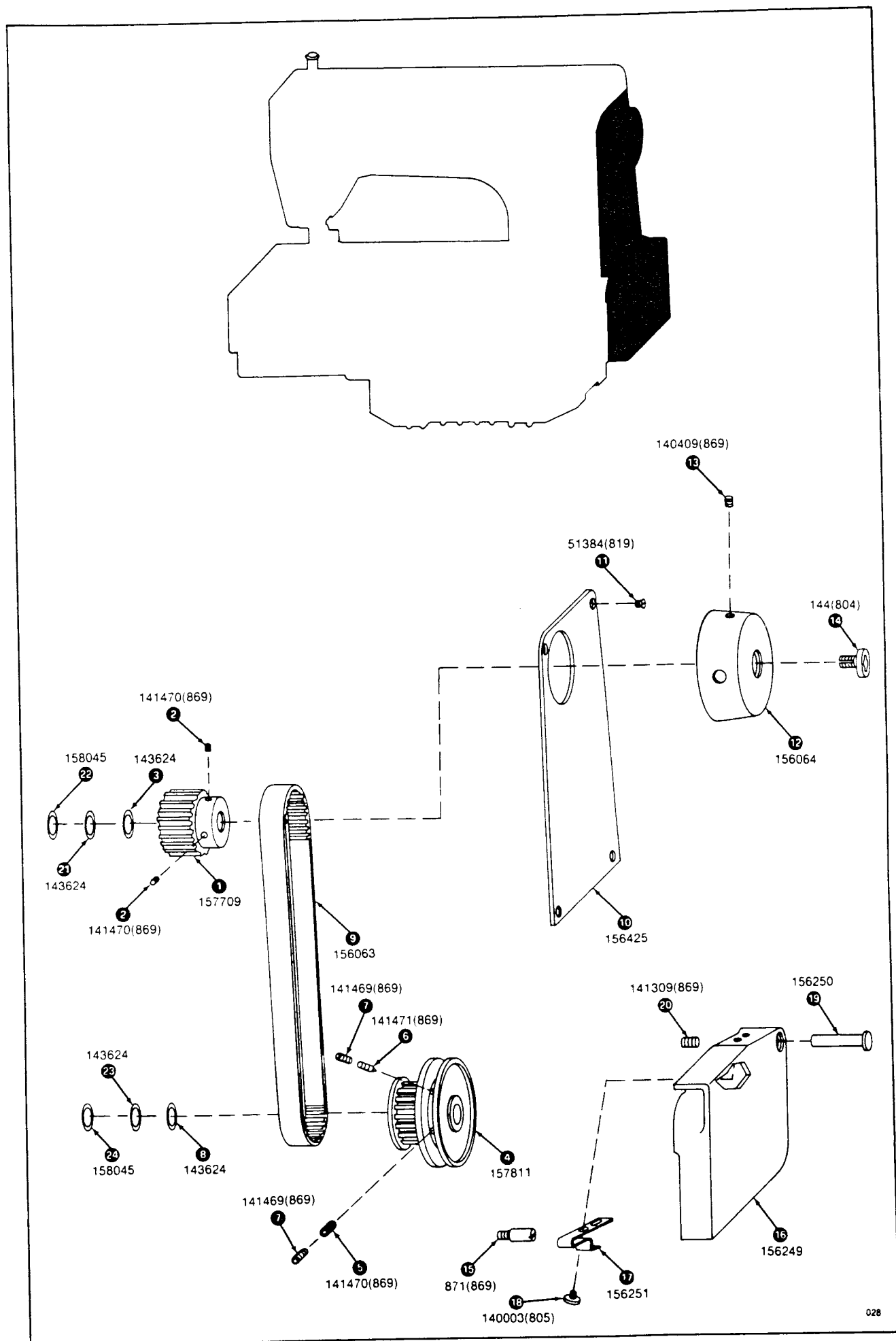
**Figure 18**  
**Looper, Looper Holder and**  
**Looper Pitman Rod**  
**Assemblies**



Ref. No.	Part No. For Ordering	Description	Amt. Req.
1	157709	Arm Shaft Sprocket Wheel with 143624 and four 141470(869)	1
2	141470(869)	Arm Shaft Sprocket Wheel Set Screw—Allen Flat Point Set Screw	4
3	143624	Arm Shaft Sprocket Wheel Hub "O" Ring (Inside)	1
4	157811	Bed Shaft (Right) Drive Pulley and Sprocket Wheel Hub with 141470(869), 141471(869), 143624, and two 141469(869)	1
5	141470(869)	Bed Shaft (Right) Sprocket Wheel Set Screw—Allen Flat Point Set Screw	1
6	141471(869)	Bed Shaft (Right) Sprocket Wheel Position Screw—Cone Point Screw	1
7	141469(869)	Bed Shaft (Right) Sprocket Wheel Set Screw Locking Screw	2
8	143624	Bed Shaft (Right) Drive Pulley and Sprocket Wheel Hub "O" Ring (Inside)	1
9	156063	Arm Shaft Driving Belt	1
10	156425	Arm Shaft Driving Belt Cover	1
11	51384(819)	Arm Shaft Driving Belt Cover Screw	4
12	156064	Hand Wheel with two 140409 (869)	1
13	140409(869)	Hand Wheel Set Screw—Allen Flat Point Set Screw	2
14	144(804)	Arm Shaft Screw (Right)	1
15	871(869)	Belt Guard Latch Spring Stud Screw	1
16	156249	Belt Guard	1
17	156251	Belt Guard Latch Spring	1
18	140003(805)	Belt Guard Latch Spring Screw	2
19	156250	Belt Guard Hinge Stud	1
20	141309(869)	Belt Guard Hinge Stud Set Screw—Allen Flat Point Set Screw	1
21	143624	Arm Shaft Sprocket Wheel Hub "O" Ring (Outside)	1
22	158045	Arm Shaft Sprocket Wheel Thrust Washer (Outside)	1
23	143624	Bed Shaft (Right) Drive Pulley and Sprocket Wheel Hub "O" Ring (Outside)	1
24	158045	Bed Shaft (Right) Drive Pulley and Sprocket Wheel Hub Thrust Washer (Outside)	1

**Figure 19**  
**Arm and Bed Shaft**  
**Sprocket Wheels, Driving**  
**Belt, Belt Guard and Belt**  
**Cover Assemblies**

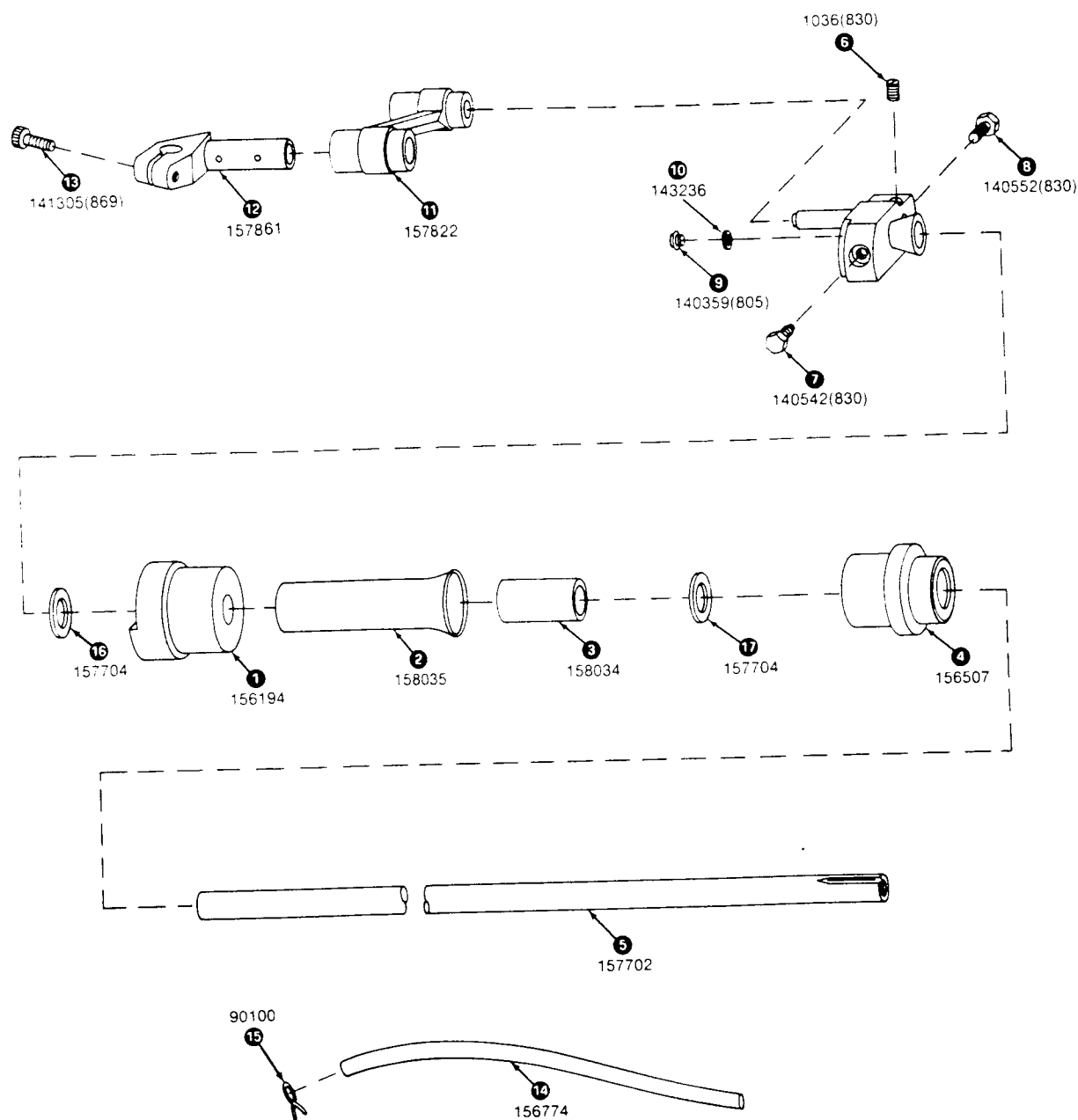
From the library of: Superior Sewing Machine & Supply LLC



Ref. No.	Part No. For Ordering	Description	Amt. Req.
1	156194	Arm Shaft Bushing (Left)	1
2	158035	Arm Shaft Oil Shield	1
3	158034	Arm Shaft Bushing (Intermediate)	1
4	156507	Arm Shaft Flanged Bushing (Right)	1
	157703	Arm Shaft 157702 with 140359(805), 143236, 157704 and 157795	1
5	157702	Arm Shaft with 1036(830), 140542(830) and 157704	1
6	1036(830)	Needle Bar Connecting Link Hinge Stud Position Set Screw	1
7	140542(830)	Needle Bar Crank Position Screw	1
8	140552(830)	Needle Bar Connecting Link Hinge Stud Clamping Screw	1
9	140359(805)	Arm Shaft Screw Plug (Left)	1
10	143236	Arm Shaft Screw Plug (Left) Washer	1
11	157822	Needle Bar Connecting Link with 157861	1
12	157861	Needle Bar Connecting Stud with 141305(869)	1
13	141305(869)	Needle Bar Connecting Stud Clamping Screw	1
14	156774	Oil Tube, for Oiling Arm Shaft Bushing (Intermediate)	1
15	90100	Oil Tube Retainer Clip	2
16	157704	Arm Shaft Bushing (Left) Thrust Spacer	1
17	157704	Arm Shaft Bushing (Intermediate) Thrust Spacer	1

**Figure 20**  
**Arm Shaft and Needle**  
**Connecting Link**  
**Assemblies**

From the library of: Superior Sewing Machine & Supply LLC



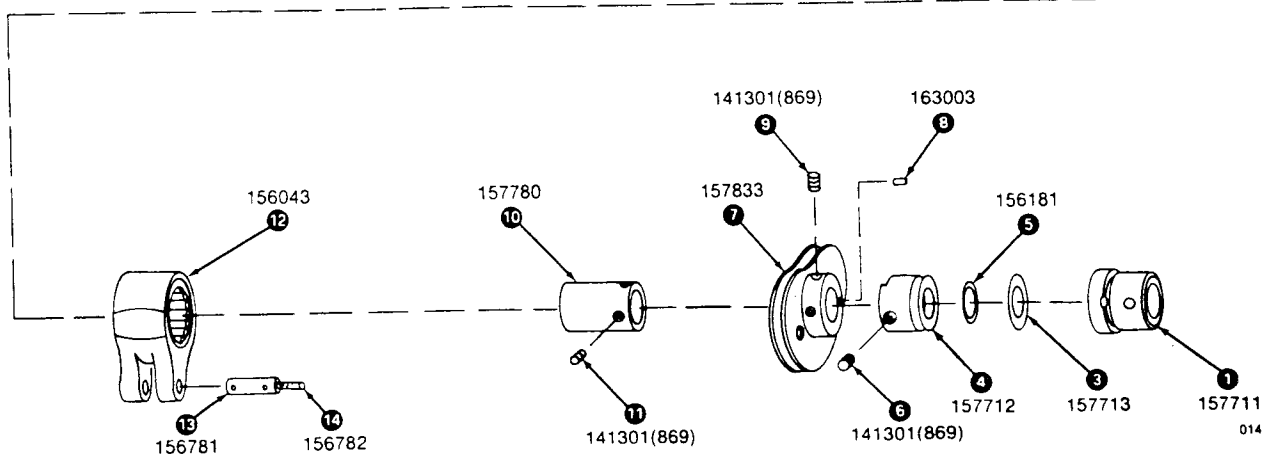
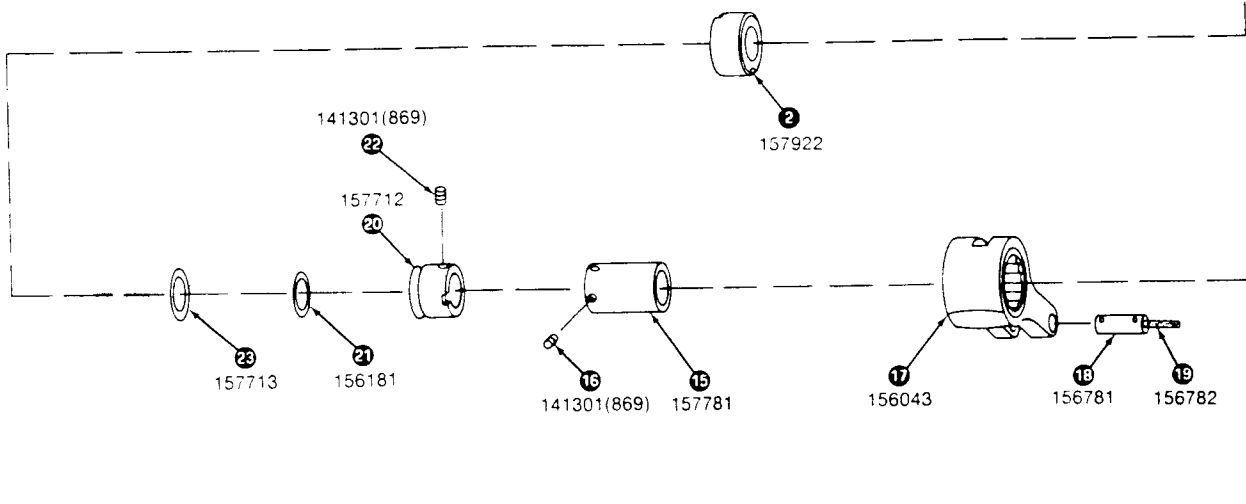
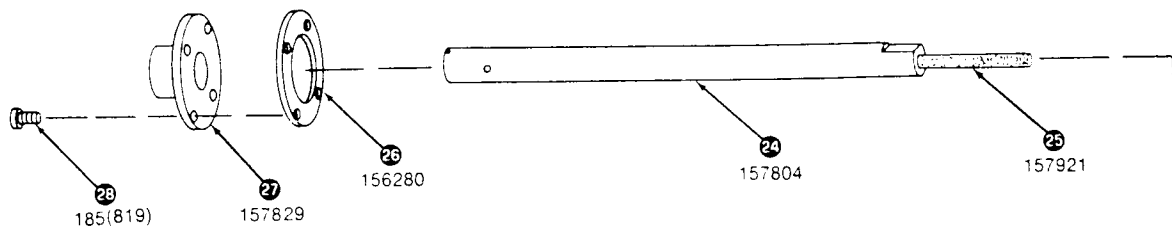
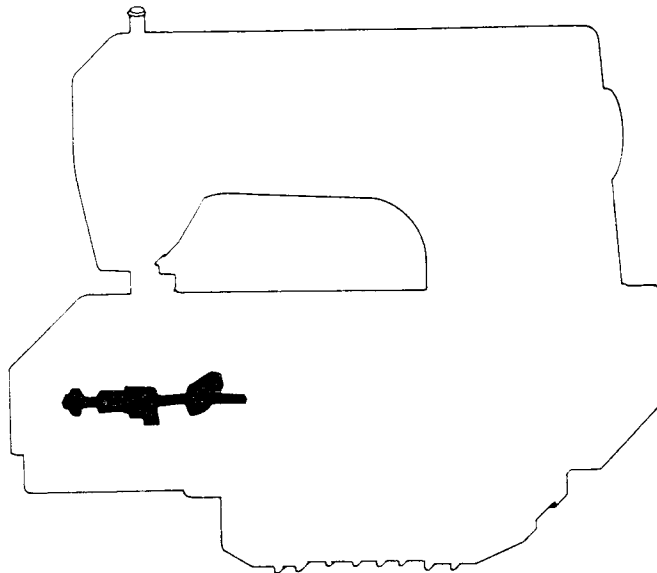
088

Ref. No.	Part No. For Ordering	Description	Amt. Req.
1	157711	Bed Shaft (Left) Bushing (Left, Inner)	1
2	157922	Bed Shaft (Left) Bushing (Left, Outer)	1
3	157713	Bed Shaft (Left) Bushing (Left, Inner) Thrust Spacer	1
4	157712	Bed Shaft (Left) Bushing (Left, Inner) Oil Sling with two 141301(869)	1
5	156181	Bed Shaft (Left) Bushing (Left, Inner) Oil Sling "O" Ring	1
6	141301(869)	Bed Shaft (Left) Bushing (Left, Inner) Oil Sling Set Screw	2
7	157833	Thread (Looper) Take-up Complete, Nos. 163003 and two Each 141301(869)	1
8	163003	Thread (Looper) Take-up Position Pin—Elastic Stop Nut Roll Pin	1
9	141301(869)	Thread (Looper) Take-up—Allen Flat Point Set Screw	2
10	157780	Looper Avoiding Eccentric with two 141301(869)	1
11	141301(869)	Looper Avoiding Eccentric Set Screw	2
12	156043	Looper Avoiding Eccentric Connection	1
13	156781	Looper Avoiding Eccentric Connection Hinge Pin with 156782	1
14	156782	Looper Avoiding Eccentric Connection Hinge Pin Oil Wick for 156781	1
15	157781	Feed Lifting Eccentric with two 141301(869)	1
16	141301(869)	Feed Lifting Eccentric Set Screw—Allen Flat Point Set Screw	2
17	156043	Feed Lifting Eccentric Connection	1
18	156781	Feed Lifting Eccentric Connection Hinge Pin with 156782	1
19	156782	Feed Lifting Eccentric Connection Hinge Pin Oil Wick	1
20	157712	Bed Shaft (Left) Bushing (Left, Outer) Oil Sling with 156181 and two 141301(869)	1
21	156181	Bed Shaft (Left) Bushing (Left, Outer) Oil Sling "O" Ring	1
22	141301(869)	Bed Shaft (Left) Bushing (Left, Outer) Oil Sling Set Screw—Allen Flat Point Set Screw	2
23	157713	Bed Shaft (Left) Bushing (Left, Outer) Thrust Spacer	1
24	157804	Bed Shaft (Left) with 157921	1
25	157921	Bed Shaft (Left) Oil Wick	1
26	156280	Bed Shaft (Left) Bushing (Left, Outer) Oil Retainer	1
27	157829	Bed Shaft (Left) Bushing (Left,Outer) Cover	1
28	185(819)	Bed Shaft (Left) Bushing (Left,Outer) Cover Screw	4

**Figure 21**

**Bed Shaft (Left) Assembly**

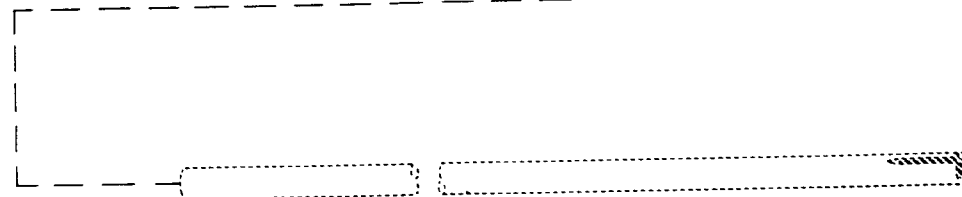
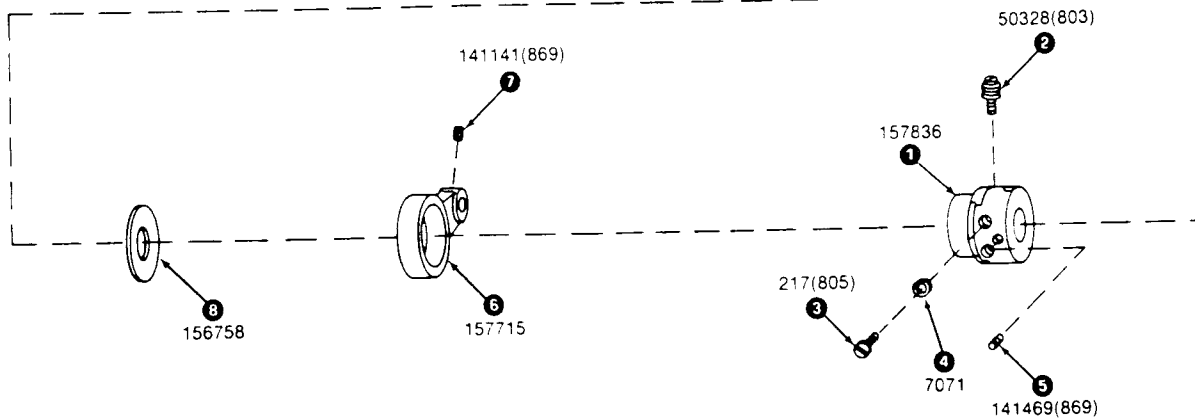
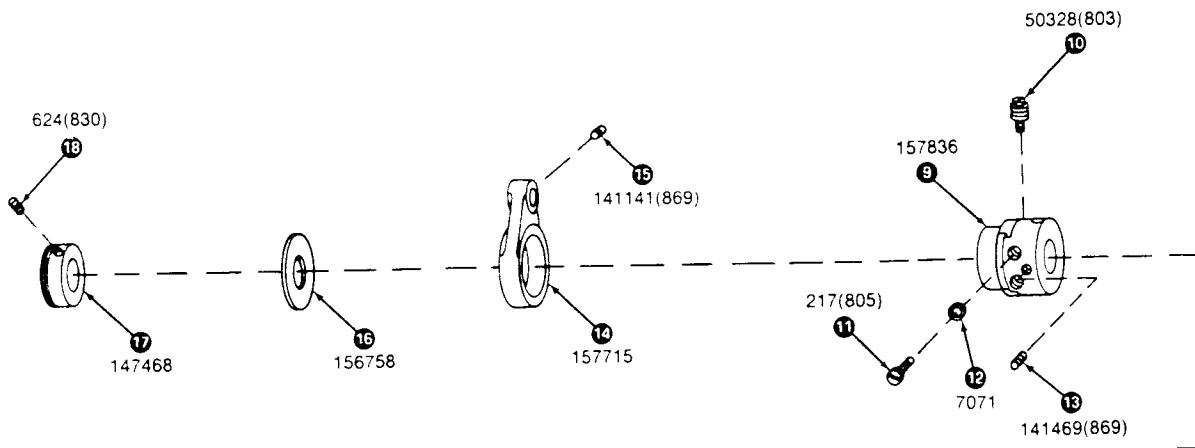
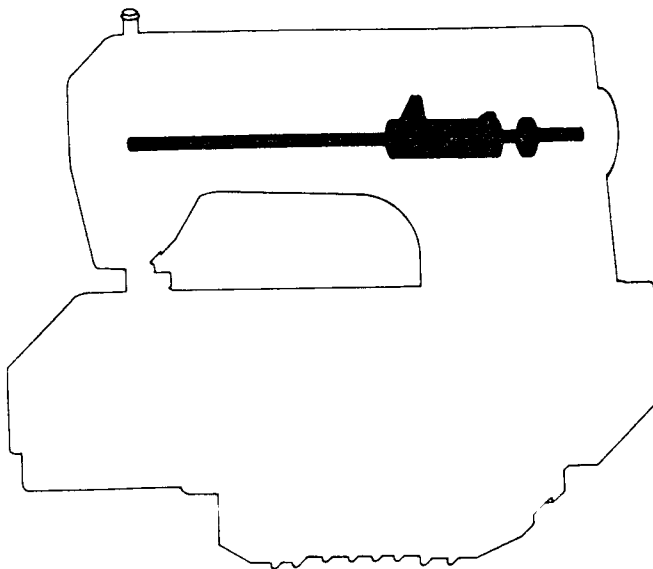
From the library of: Superior Sewing Machine & Supply LLC





Ref. No.	Part No. For Ordering	Description	Amt. Req.
1	157836	Thread (Needle) Take-up (Right) Driving Eccentric (Adjustable) Complete Nos. 50328(803) and two each 217(805), 7071 and three 141469(869)	1
2	50328(803)	Thread (Needle) Take-up (Right) Regulating Screw	1
3	217(805)	Thread (Needle) Take-up (Right) Driving Eccentric Body Clamping Washer Screw	2
4	7071	Thread (Needle) Take-up (Right) Driving Eccentric Body Clamping Screw Washer	2
5	141469(869)	Thread (Needle) Take-up (Right) Driving Eccentric Body Set Screw	3
6	157715	Thread (Needle) Take-up (Right) Driving Eccentric Connecting Rod with 141141(869)	1
7	141141(869)	Thread (Needle) Take-up (Right) Driving Eccentric Connecting Rod Hinge Pin Set Screw—Allen Cup Point Set Screw	1
8	156758	Thread (Needle) Take-up (Right) Driving Eccentric Connecting Rod Spacer	1
9	157836	Thread (Needle) Thread Control Pull-Off Driving Eccentric (Adjustable) Complete Nos. 50328(803) and two each 217(805) and 7071 and three 141469(869)	1
10	50328(803)	Thread (Needle) Thread Control Pull-off Regulating Screw	1
11	217(805)	Thread (Needle) Thread Control Pull-off Driving Eccentric Body Clamping Washer Screw	2
12	7071	Thread (Needle) Thread Control Pull-off Driving Eccentric Body Clamping Screw Washer	2
13	14146(869)	Thread (Needle) Thread Control Pull-off Driving Eccentric Body Set Screw	3
14	157715	Thread (Needle) Thread Control Pull-off Driving Eccentric Connecting Rod with 141141(869)	1
15	141141(869)	Thread (Needle) Thread Control Pull-off Driving Eccentric Connecting Rod Hinge Pin Set Screw—Allen Cup Point Set Screw	1
16	156758	Thread (Needle) Thread Control Pull-off Driving Eccentric Connecting Rod Spacer	1
17	147468	Arm Shaft Thrust Collar with two 624(830)	1
18	624(830)	Arm Shaft Thrust Collar Set Screw	2

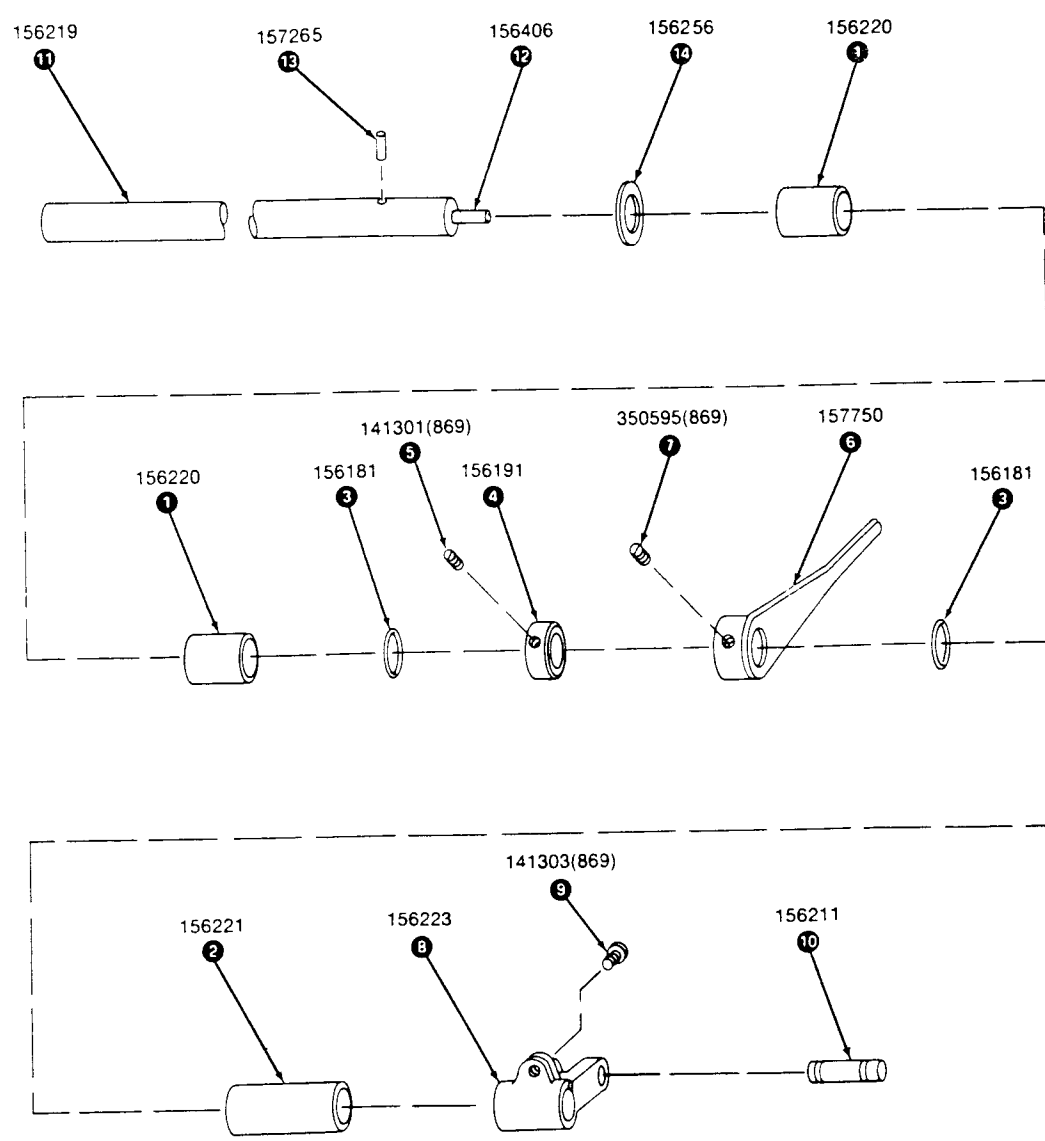
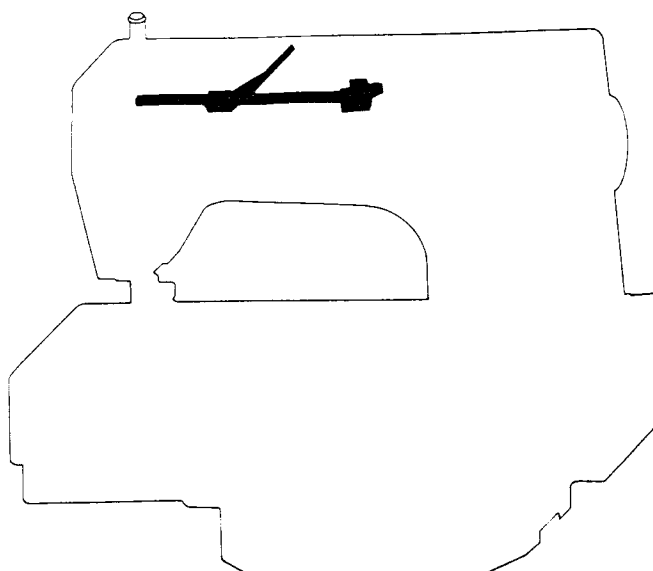
**Figure 22**  
**Needle Thread Take-up**  
**and Thread (Needle)**  
**Thread Control Pull-off**  
**Driving Eccentric**  
**Assemblies**



Ref. No.	Part No. For Ordering	Description	Amt. Req.
1	156220	Thread (Needle) Thread Control Thread Pull-off Oscillating Shaft Bushing (Left)	1
2	156221	Thread (Needle) Thread Control Thread Pull-off Oscillating Shaft Bushing (Right)	1
3	156181	Thread (Needle) Thread Control Thread Pull-off Oscillating Shaft Bushing (Right) "O" Ring	2
4	156191	Thread (Needle) Thread Control Thread Pull-off Oscillating Shaft Collar with two 141301(869)	1
5	141301(869)	Thread (Needle) Thread Control Thread Pull-off Oscillating Shaft Collar Set Screw—Allen Flat Point Set Screw	2
6	157750	Thread (Needle) Thread Control Thread Pull-off With two 350595(869)	1
7	350595(869)	Thread (Needle) Thread Control Thread Pull-off Set Screw—Allen Socket Flat Point Set Screw	2
8	156223	Thread (Needle) Thread Control Thread Pull-Off Oscillating Shaft Crank (Right) with 141303(869)	1
9	141303(869)	Thread (Needle) Thread Control Thread Pull-off Oscillating Shaft Crank (Right) Clamping Screw—Allen Cap Screw	1
10	156211	Thread (Needle) Thread Control Thread Pull-off Driving Eccentric Connecting Rod Hinge Pin	1
11	156219	Thread (Needle) Thread Control Thread Pull-off Oscillating Shaft with 156406 and 157265	1
12	156406	Thread (Needle) Thread Control Thread Pull-off Oscillating Shaft Oil Wick—3/16" x 11"	1
13	157265	Thread (Needle) Thread Control Thread Pull-off Oscillating Shaft Oil Wick Position Pin	1
14	156256	Thread (Needle) Thread Control Thread Pull-off Oscillating Shaft Crank (Left) Thrust Washer	1

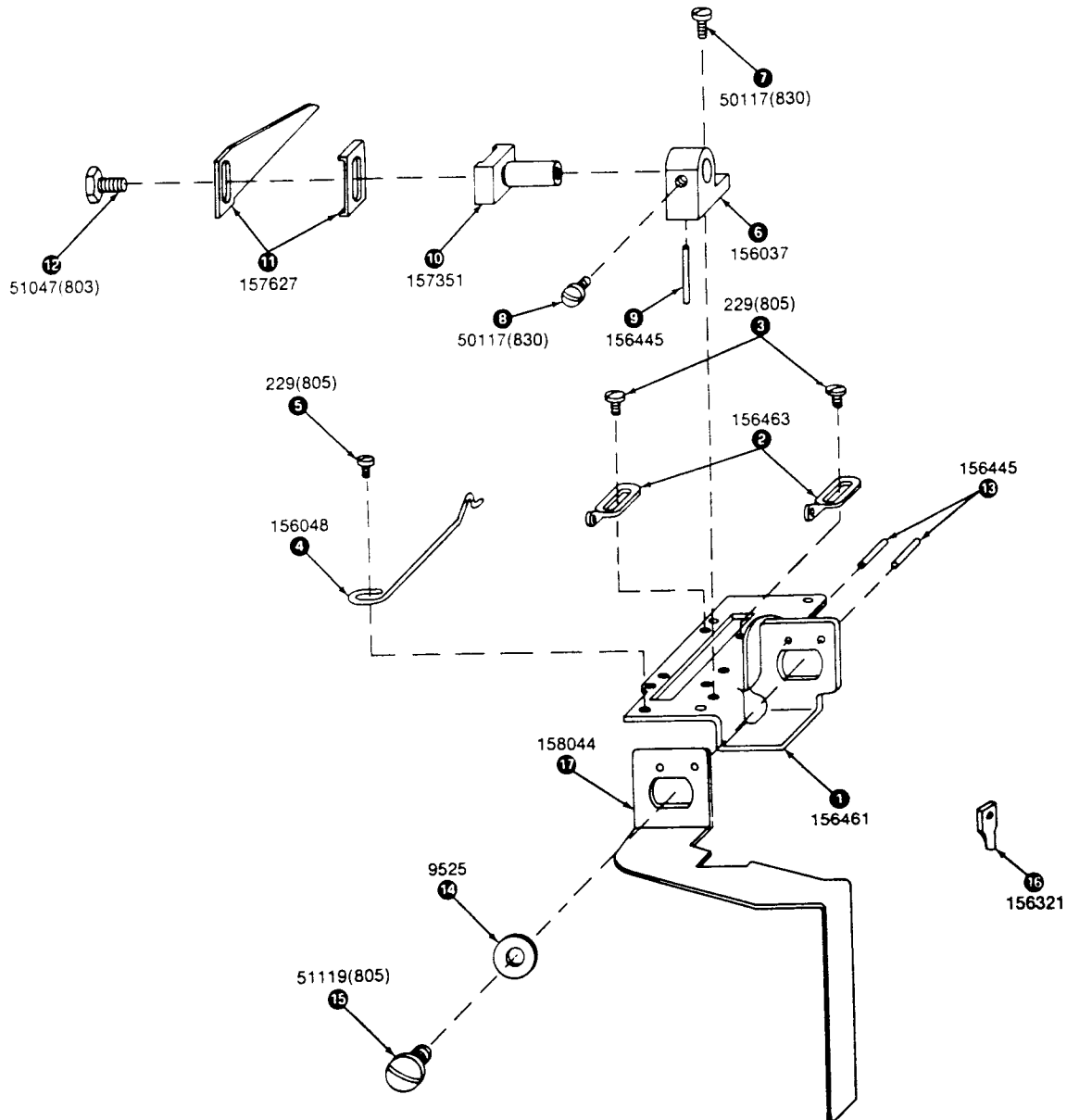
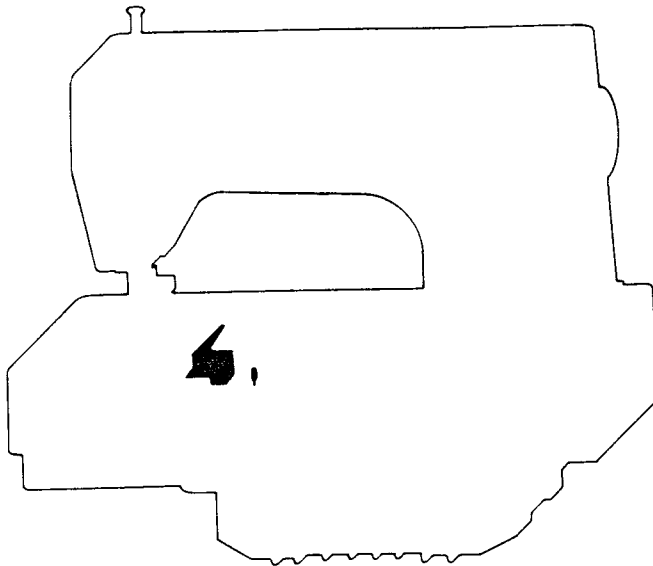
**Figure 23**  
**Thread (Needle) Thread**  
**Control Thread-pull-off**  
**Oscillating Shaft Assembly**

From the library of: Superior Sewing Machine & Supply LLC



Ref. No.	Part No. For Ordering	Description	Amt. Req.
	156464	Thread (Looper) Take-up Stripper Plate complete, Nos. 50117(830), 51047(803), 156037, 156048, 156461, 157351, 157627, two 156463 and three 229(805)	1
1	156461	Thread (Looper) Take-up Stripper Plate	1
2	156463	Thread (Looper) Take-up Thread Guide (Left and Right)	2
3	229(805)	Thread (Looper) Take-up Thread Guide (Left and Right) Screw	2
4	156048	Thread (Looper) Take-up Stripper Staple	1
5	229(805)	Thread (Looper) Take-up Stripper Staple Screw	1
6	156037	Thread (Looper) Take-up Stripper Holder Bracket with 50117(830) and 156445	1
7	50117(830)	Thread (Looper) Take-up Stripper Holder Bracket Screw	1
8	50117(830)	Thread (Looper) Take-up Stripper Holder Screw	1
9	156445	Thread (Looper) Take-up Stripper Holder Bracket Pin	1
10	157351	Thread (Looper) Take-up Stripper Holder	1
11	157627	Thread (Looper) Take-up Stripper with Stripper Seat	1
12	51047(803)	Thread (Looper) Take-up Stripper Clamping Screw	1
13	156445	Thread (Looper) Take-up Stripper Plate Position Pin	2
14	9525	Thread (Looper) Take-up Stripper Plate Screw Washer	1
15	51119(805)	Thread (Looper) Take-up Stripper Plate Screw	1
16	156321	Thread (Looper) Thread Guide (Left)	1
17	158044	Looper Driving Lever Oil Gard	1

**Figure 24**  
**Looper Thread Take-up**  
**Stripper Plate Assembly**

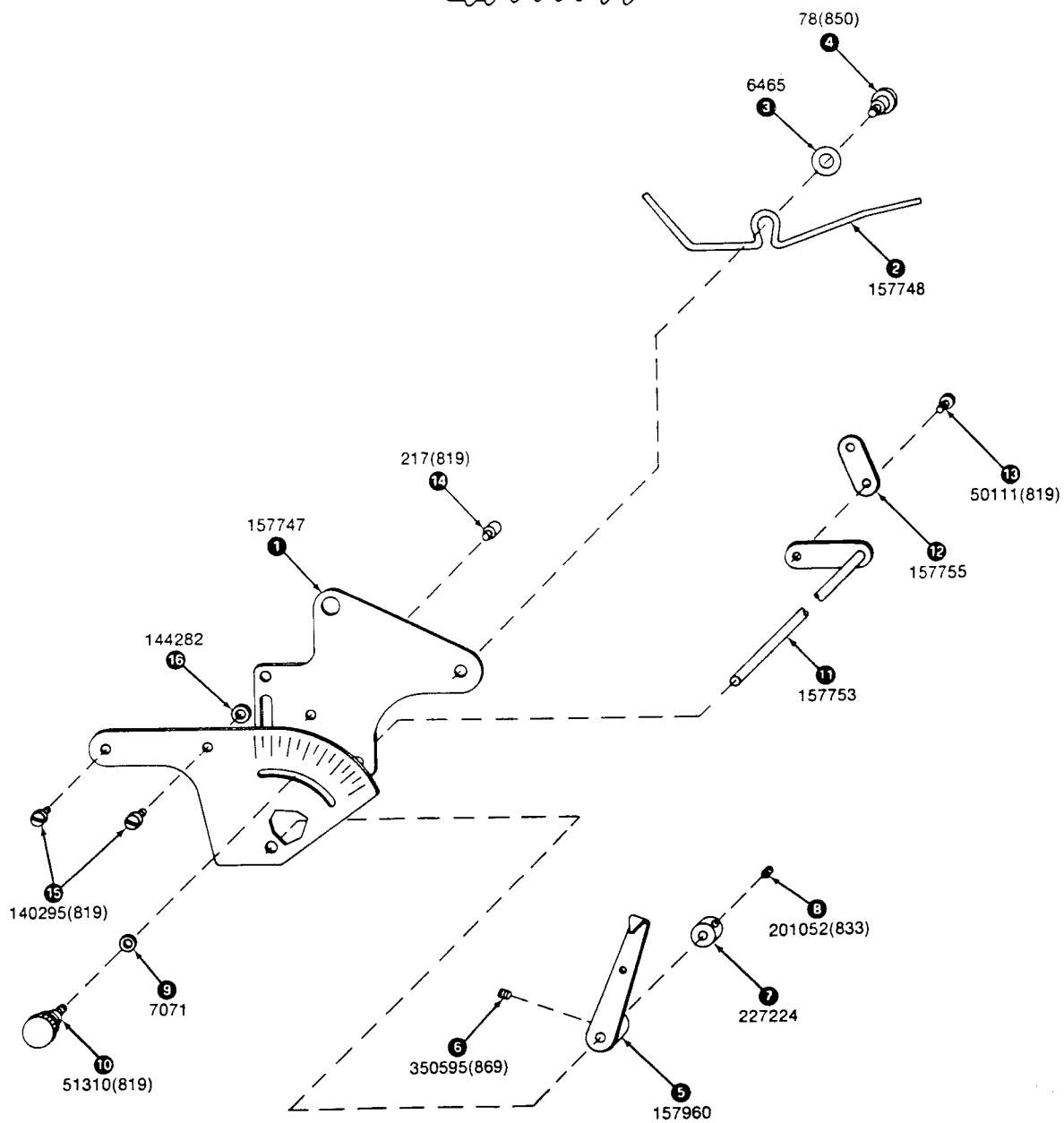
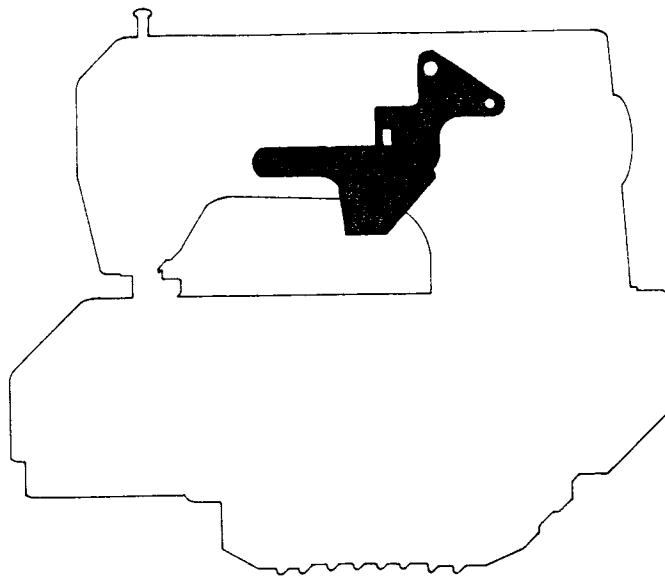


Ref. No.	Part No. For Ordering	Description	Amt. Req.
	157746	Thread (Needle) Thread Control Device Complete, Nos. 78(850), 217(819), 330(819), 1247(819), 6465, 7071, 50111(819), 51310(819), 157747, 157748, 157751, 157753, 157755, 157756, 157760, 157765, 157960, 227224, and two 144282	1
1	157747	Thread (Needle) Thread Control Device Bracket	1
2	157748	Thread (Needle) Thread Control Tension Releaser	1
3	6465	Thread (Needle) Thread Control Tension Releaser Hinge Screw Washer	1
4	78(850)	Thread (Needle) Thread Control Tension Releaser Hinge Screw	1
5	157960	Thread (Needle) Thread Control Thread Pull-off Thread Take-up Position Indicator with 350595(869)	1
6	350595(869)	Thread (Needle) Thread Control Thread Pull-off Thread Take-up Position Indicator Set Screw	1
7	227224	Thread (Needle) Thread Control Thread Pull-off Thread Take-up Adjusting Shaft Collar with 201052(833)	1
8	201052(833)	Thread (Needle) Thread Control Thread Pull-off Thread Take-up Adjusting Shaft Collar Set Screw	1
9	7071	Thread (Needle) Thread Control Thread Pull-off Thread Take-up Position Indicator Locking Thumb Screw Washer	1
10	51310(819)	Thread (Needle) Thread Control Thread Pull-off Thread Take-up Position Indicator Locking Thumb Screw	1
11	157753	Thread (Needle) Thread Control Thread Pull-off Thread Take-up Adjusting Shaft	1
12	157755	Thread (Needle) Thread Control Thread Pull-off Thread Take-up Connecting Link	1
13	50111(819)	Thread (Needle) Thread Control Thread Pull-off Thread Take-up Connecting Link Screw (Lower)	1
14	217(819)	Thread (Needle) Thread Control Thread Pull-off Thread Take-up Stop Screw	1
15	140295(819)	Thread (Needle) Thread Control Device Bracket Mounting Screw (Front)	2
16	144282	Thread (Needle) Thread Control Device Bracket Spacer (Front)	1

**Figure 25**

**Thread (Needle) Thread  
Control Device (Front)**

From the library of: Superior Sewing Machine & Supply LLC





Ref. No.	Part No. For Ordering	Description	Amt. Req.
	157746	Thread (Needle) Thread Control Device Complete, Nos. 78(850), 217(819), 330(819), 1247(819), 6465, 7071, 50111(819), 51310(819), 157747, 157748, 157751, 157753, 157755, 157756, 157760, 157765, 157960, 227224, and two 144282	1
1	157756	Thread (Needle) Thread Control Thread Pull-off Thread Take-up Connecting Link Screw (Upper) Spacer	1
2	1247(819)	Thread (Needle) Thread Control Thread Pull-off Thread Take-up Connecting Link Screw (Upper)	1
3	157751	Thread (Needle) Thread Control Thread Pull-off Thread Take-up	1
4	144282	Thread (Needle) Thread Control Thread Pull-off Thread Take-up Clamp Washer	1
5	157765	Thread (Needle) Thread Control Thread Pull-off Thread Take-up Clamp	1
6	330(819)	Thread (Needle) Thread Control Thread Pull-off Thread Take-up Screw	1
7	144282	Thread (Needle) Thread Control Thread Pull-off Thread Take-up Spacer	1
8	157760	Thread (Needle) Thread Control Thread Pull-off Thread Take-up Slide	1
	157365	Thread (Needle) Thread Control Tension Complete, Nos. 1560(803), 140043(806), 156316, 156376, 156761 and two 2102	1
9	156761	Thread (Needle) Thread Control Tension Support Plate	1
10	156316	Thread (Needle) Thread Control Tension Thread Guide	1
11	140043(806)	Thread (Needle) Thread Control Tension Stud	1
12	2102	Thread (Needle) Thread Control Tension Disc	2
13	156376	Thread (Needle) Thread Control Tension Spring	1
14	1560(803)	Thread (Needle) Thread Control Tension Regulating Thumb Nut	1
15	14129	Thread (Needle) Thread Control Device Bracket Spacer (Back)	1
16	1346(819)	Thread (Needle) Thread Control Tension Support Plate and Thread Control Device Bracket (Back) Mounting Screw	1

**Figure 26**  
**Thread (Needle) Thread**  
**Control Device (Back)**

From the library of: Superior Sewing Machine & Supply LLC

